

MOTOTRBO™



ADP APPLICATIONS CATALOGUE

THE LARGEST PORTFOLIO OF APPLICATIONS FOR DIGITAL TWO-WAY RADIO
POWERED BY THE MOTOTRBO™ APPLICATION DEVELOPER PROGRAMME



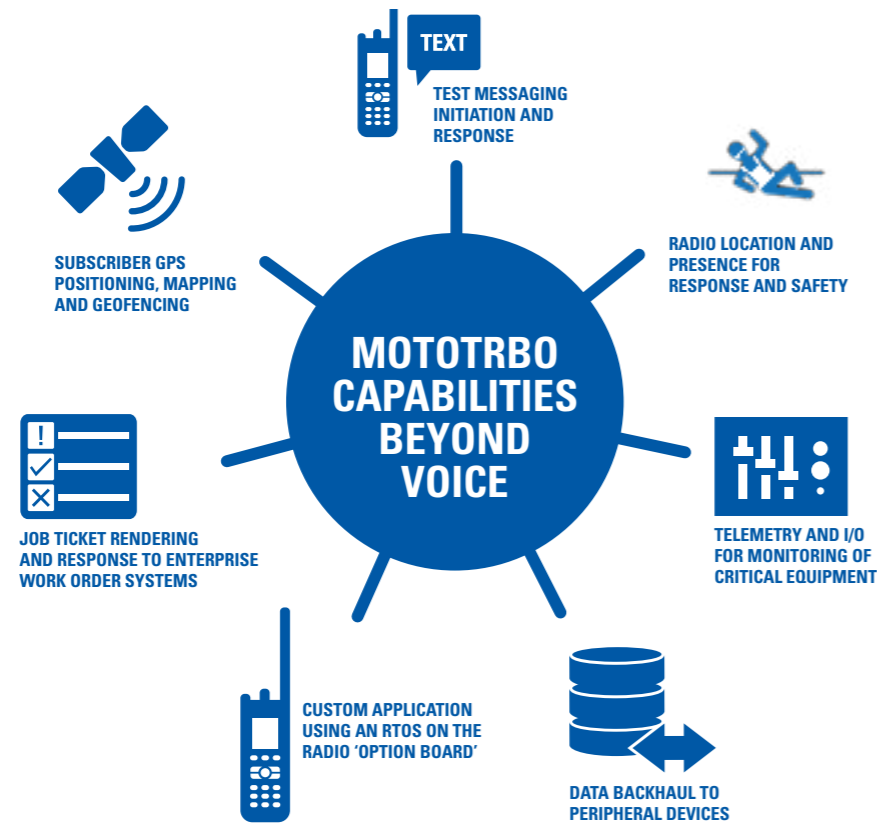
END-USER VERSION
SEPTEMBER 2015





COMBINING THE BEST IN TWO-WAY RADIO FUNCTIONALITY WITH DIGITAL TECHNOLOGY

MOTOTRBO delivers increased capacity and enhanced functionality but also makes it possible to expand communications beyond voice. MOTOTRBO solutions enable organisations to expand the functionality of their digital radios with integrated applications such as text messaging, location-based services (LBS) and telemetry as well as the capability to customise solutions using an internal option board.



Radio Activity Solutions, safe mobile, hermesmicrocom, TRBO.net Digital Technologies, GW3TRBO, KONEKTEL, TABLETmedia



WITH THE INDUSTRY'S LEADING APPLICATION ECOSYSTEM, MOTOTRBO OFFERS A COMPLETE RANGE OF APPLICATIONS EMBRACING ALL YOUR OPERATIONAL NEEDS.

Through our MOTOTRBO Application Developer Programme (ADP), we collaborate with industry experts around the world, providing access to our MOTOTRBO technology for the creation of customised and integrated communication solutions. ADP Partners are software developers and system integrators who have proven their expertise and commitment to deliver high quality, integrated and customer-focused applications for a wide range of industry sectors.



EXPAND YOUR COMMUNICATIONS BEYOND VOICE

Business-specific applications increase the level of efficiency, safety and productivity throughout your enterprise. Whether workers are making deliveries, managing guests, repairing roads or restoring power lines, data applications change the way employees collaborate and transform an enterprise.

<p>CONTROL ROOMS Giving you centralised control of your workforce, these applications offer customizable user interfaces to allow your dispatcher to coordinate your staff effectively. They offer features such as voice dispatch, text messaging, events logging and work ticketing, which can all be combined to location tracking to enhance business efficiency.</p>	
<p>SAFETY Increase the safety of your staff and lone or 'at risk' workers by deploying alarm management, indoor localisation, man down and guard tour applications. Features such as Man Down and Lone Worker can be linked to indoor and outdoor location tracking applications for maximum effectiveness.</p>	
<p>INTEROPERABILITY Infrastructure and network components to connect and interoperate seamlessly with other radio systems, telephony systems and mobile computing devices for more efficiency and collaboration.</p>	
<p>DATA TRANSMISSION & TELEMETRY Stay in control and conveniently monitor machine or facility alarms and remotely control doors with advanced telemetry solutions.</p>	
<p>SYSTEM MONITORING To get the best from your MOTOTRBO system, you need to know how it's performing. These applications give you a dashboard view of key metrics and parameters, with detailed logs on your radio system usage helping you to optimise performance and define future system growth and upgrades.</p>	

THE MOTOTRBO APPLICATION DEVELOPER PROGRAMME DELIVERS OUTSTANDING APPLICATIONS. FIND THE APPLICATION AND MOTOROLA PARTNER TO MEET YOUR SPECIFIC NEEDS AND TAKE YOUR COMMUNICATIONS TO THE NEXT LEVEL.



CONTENTS



10

CONTROL ROOMS

- 14 C.O.DI.CE. II
SAITEL TELECOMUNICAZIONI
- 16 CMO
EUROCOM TELECOMUNICAZIONI
- 18 CONSEL
AKSEL
- 20 CUPOL
SPECIAL TECHNOLOGY CENTER
- 22 DMRALERT INTRACK
EIFFAGE
- 24 DMRALERT STREET
EIFFAGE
- 26 DRC9010
ATS ELEKTRONIK
- 28 EZTRACKER@TRBO
TABLETMEDIA INC
- 30 HERMESTRX -
HERMESTRX PLUS
HERMES MICROCOM
- 32 HERMESTRX
INDOOR & OUTDOOR
HERMES MICROCOM
- 34 KOLIBRI
KOLIBRI SYSTEMS
- 36 KOLIBRI LOGGING SYSTEM
KOLIBRI SYSTEMS
- 38 MIMER SOFRADIO
LS ELEKTRONIK

- 40 SAFEDISPATCH
SAFEMOBILE
- 42 SAFEDISPATCH MOBILE
SAFEMOBILE
- 44 SAFENET
SAFEMOBILE
- 46 SHORTTRACK GT
SAITEL TELECOMUNICAZIONI
- 48 SHORTTRACK LIVE
SAITEL TELECOMUNICAZIONI
- 50 SMARTPTT BASIC
ELCOMPLUS
- 52 SMARTPTT ENTERPRISE
ELCOMPLUS
- 54 TEXT@TRBO
TABLETMEDIA INC
- 56 TEXT@TRBOPLUS
TABLETMEDIA INC
- 58 TRBONET ENTERPRISE
NEOCOM
- 60 TRBONET JOB TICKETING
NEOCOM
- 62 WEBTRACKER@TRBO
TABLETMEDIA INC
- 64 ZONITH R2R RECORDING
ZONITH



66

SAFETY

- 70 B-AQUASAFE
DATAMATIK
- 72 DMR910 & DMR915
ATS ELEKTRONIK
- 74 DMRALERT ENTERPRISE
EIFFAGE
- 76 DMRALERT GT
EIFFAGE
- 78 HERMES MAN DOWN
HERMES MICROCOM
- 80 HERNING SAFETY LOC
DATAHERTZ
- 82 HERNING SAFETY M.D.
DATAHERTZ
- 84 K-TERM 44
KILCHHERR ELEKTRONIK
- 86 K-TERM 70
KILCHHERR ELEKTRONIK
- 88 TRBOMOVE
SAITEL TELECOMUNICAZIONI
- 90 TRBONET INDOOR
NEOCOM
- 92 VESSELWATCH
GLOBALVIEW SYSTEMS LTD
- 94 ZONITH CENTRALISED
LONE WORKER
ZONITH
- 96 ZONITH GIPS
ZONITH
- 98 ZONITH INDOOR
POSITIONING SYSTEM
ZONITH
- 100 ZONITH MAN DOWN
NOTIFIER
ZONITH



102

INTEROPERABILITY

- 106 ADEO INTEROX
EUROCOM TELECOMUNICAZIONI
- 108 AUDIO GATEWAY RA-TI-XX
RADIO ACTIVITY
- 110 DAPAGE, LLC
DAPAGE
- 112 EASY SIMULCAST
RADIO ACTIVITY
- 114 HERNING D.H.R
DATAHERTZ
- 116 K-TERM 42
KILCHHERR ELEKTRONIK
- 118 PHONE@TRBO
TABLETMEDIA INC
- 120 TRS2090
ERVOCOM INTERNATIONAL AG
- 122 ZONITH RBX +PLUS
ZONITH



124

DATA TRANSMISSION & TELEMETRY

- 128 CONNEXBOX
NEOTERRA INC
- 130 COP921
ATS ELEKTRONIK
- 132 DMP921
ATS ELEKTRONIK
- 134 DMR921
ATS ELEKTRONIK
- 136 DMRALERT TAD
EIFFAGE
- 138 ERDI-12
ELEKTRONIKA NAGLIC D.O.O
- 140 FS-3000 / FS-4000
FRIENDLY LLC
- 142 IFM11
CONNECTEL
- 144 IFME2
CONNECTEL
- 146 K-TERM 82
KILCHHERR ELEKTRONIK
- 148 NEOCONNEX
NEOTERRA INC
- 150 PHOENYX
SAITEL TELECOMUNICAZIONI
- 152 RADIOPAD
SAFEMOBILE
- 154 SMARTPTT FILE TRANSFER
ELCOMPLUS
- 156 WITACS
EUROCOM TELECOMUNICAZIONI
- 158 ZONITH ALARM CONTROL SYSTEM
ZONITH



160

SYSTEM MONITORING

- 164 GW3-TRBO
GENESIS
- 166 SMARTPTT MONITORING
ELCOMPLUS
- 168 TRBONET WATCH
NEOCOM



CONTROL ROOMS



CONTROL ROOMS



Choose from a whole range of solutions designed to help control rooms enhance productivity and streamline operations. Managing mobile fleets with a centralised dispatch application enables organisations to work more efficiently and respond more quickly. Identify the exact location of personnel and vehicles using integrated GPS and tracking applications, so the nearest operative can be dispatched for the job. This improves customer service and staff safety, while also saving valuable time and reducing operating costs. Simplify workflow management by issuing work order tickets immediately to the right person using your MOTOTRBO radio and alleviate the hassle of manual paperwork. In addition, managers can monitor the progress of tasks remotely, freeing up more time for other priorities.

Text communication and email applications allow you to communicate discreetly, so guests aren't disturbed and security isn't compromised. They also contribute towards more precise communication for relaying important information such as part numbers.



C.O.DI.CE II

RADIO DISPATCHER, CALL LOGGING, VOICE RECORDER

C.O.di.CE is an integrated and modular dispatch system, based on a Client-Server architecture, for the management of voice and data communications suitable for multi-operator, multi-channel and multi-protocol PMR networks.

C.O.di.CE has been designed for the radio operator to considerably improve their situation awareness of the fleet. It allows the operator to react very rapidly even in case of emergency. Easily configurable even by unskilled users, C.O.di.CE permits an independent configuration for each channel to manage different radio protocols at the same time without changing user operation mode.

C.O.di.CE includes an integrated call logging and voice recorder that capture the radio traffic on each channel and store everything on low cost digital storage. Radio communications can be rebuilt at any time. The dynamical phonebook, with its dual display mode, allows the operator to effectively communicate with the fleet and allows a real time radio fleet expansion.

The radio positions are displayable on Google Maps (requires Internet connection) and Google Earth (requires Internet connection or maps caching).

C.O.DI.CE II



SYSTEM REQUIREMENTS

Radio Hardware / Releases Compatibility

Motorola DM/DP series.

Computer Hardware / Operating Systems

PC with OS Microsoft Windows XP PRO or higher.

Interfaces

RS232 port for conventional radios or TETRA radios. USB port for MOTOTRBO radios. Ethernet card for client/server architectures. Sound Card for voice recorder.

MOTOTRBO System Architecture

Conventional, IP Site Connect, Capacity Plus, Linked Capacity Plus, Connect Plus.

KEY FEATURES & BENEFITS

- Full voice and data solution.
- Events logger with offline analysis.
- Voice call recorder with real time playback.
- Predefined and free text messages.
- Several safety levels.
- Easy to use.
- Modular.
- Multioperator, multichannel and multiprotocol (5T, ETS 300 230, DMR, TETRA).
- Efficient use of channel bandwidth.
- Easy configuration.
- Fully integrated with AVL software ShortTrack.
- Open to third party applications (protocol available for developers).
- Supports analogue conventional and digital radios (both DMR and TETRA).
- Scalable from one single operator with a stand-alone laptop to large control center with several parallel operating positions.

FIND OUT MORE

WEB: www.saitel.it

ALSO FROM SAITEL

MARKETS

Public safety (Police, Ambulance, Fire Brigades), Rescue Services, Transportation, Industry market (Oil & Gas, Steel industries...).

DISTRIBUTION

EMEA.

LANGUAGES

Italian, English.

Other languages on request.



CMO

COMMUNICATIONS MANAGEMENT OPERATOR



CMO
CMO WAS SPECIFICALLY DEVELOPED FOR AUTHORITIES THAT NEED INTERCONNECTIONS, LOCALISATION AND COORDINATION BETWEEN VARIOUS OPERATORS WORKING ON A WIDE TERRITORY – FOR ALL SECURITY AND CONTROL PURPOSES.

CMO is a multifunctional operating unit that allows communications between heterogeneous networks. CMO provides different management services, such as Dispatcher Functions, Radio Localisation, GPS navigation and Call Recording.

The framework is based on Intercom System, a Client/Server architecture that guarantees maximum expandability of the number of Client and the future integration of new technologies.

With CMO, the radio audio is converted into a VOIP signal and sent from Server to Client and vice versa. This technology allows flexibility and remote control of the network. On request it is possible to customise the CMO functions and modules.

CMO is targeted at public and private administrations for security and control purposes and all authorities that need interconnections, localisation and coordination between operators working on a wide territory.

SYSTEM REQUIREMENTS

Radio Hardware / Releases Compatibility

DM3600 release 1.4 or higher, compatible since release 01.02.03, RNDIS Motorola Driver, Motorola connection wire PMKN4016A.

Computer Hardware / Operating Systems

Workstation PC with Microsoft OS. IPv4/v6, one sound card device per channel and one port (Serial/USB) per channel. Suggested Pentium 4 or equivalent, 1Gb RAM, 50 Gb HDD.

Interfaces

iRadio Gateway hardware supplied by Eurocom Telecomunicazioni.

MOTOTRBO System Architecture

Conventional, IP Site Connect, Capacity Plus, Linked Capacity Plus and Connect Plus.

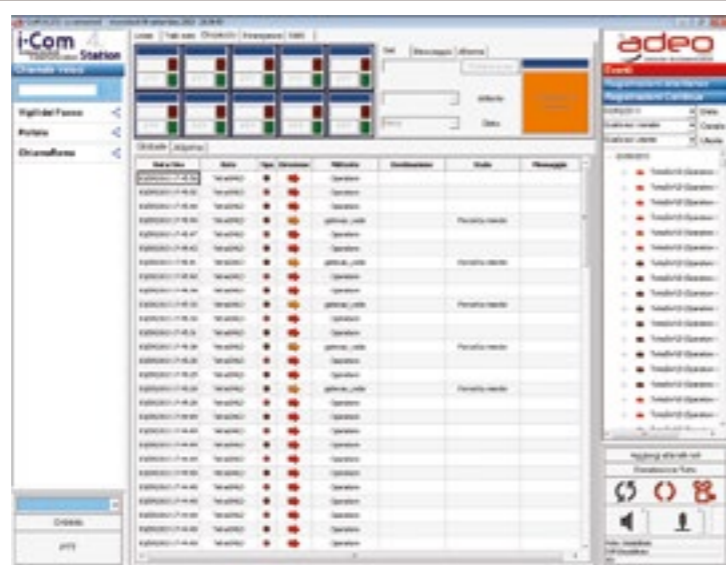
Other Requirements

Experience in MOTOTRBO radio programming. Basic OS and IT administration knowledge required.

KEY FEATURES & BENEFITS

- Developed to serve public and private administrations for security and control purposes.
- The software is able to connect different types of users using different technologies (PMR, DMR, TETRA, GSM/GPRS, PABX and HF). For example, a police headquarters, through CMO, is able to coordinate a complex scenario, operated by different authorities such as firefighters, ambulance and police, using different radio devices.
- Client / Server architecture.
- GPS navigation, radio localisation.
- Call recording / Coding.
- Scalable.
- VOIP based.
- Cross Patch functionality.
- Telephone Communications.
- Support heterogeneous technology.
- Cross Patch (telephone interconnect).

CMO



FIND OUT MORE

WEB: <http://cmo.eurocomtel.com>

ALSO FROM EUROCOM TELECOMUNICAZIONI

MARKETS

Public Administration,
Private Organisations.

DISTRIBUTION

EMEA and Latin America.

LANGUAGES

English, Italian, French, Spanish.

Other languages on request.



CONSEL

DISPATCH CONSOLE, GPS MONITORING, CALL LOGGING, TEXT MESSAGING

ConSEL is a dispatching console with GPS location monitoring, allowing remote management of radios fleet by providing access to the full functionality of MOTOTRBO™ radios and IP Site Connect repeater systems from the control room.

With the ability to display and control the full radio menu and repeater slots on the computer screen in the control room, ConSEL allows the dispatcher to control the fleet without having to use any radio directly.

ConSEL allows group and individual number creation and call setup. It can act as a functional voice recorder with call history and allows transmission of both voice and data.



SYSTEM REQUIREMENTS

Radio Hardware / Releases Compatibility

MOTOTRBO DM and DP series, firmware v1.6.

Computer Hardware / Operating Systems

PC with O.S. Microsoft Windows XP / Vista / Windows 7
Pentium III, 512Mb RAM, Sound card.

Interfaces

USB for connection to a Base Radio, Ethernet for remote connection, Audio.

Other Requirements

Training for authorised partners and service engineers.

KEY FEATURES & BENEFITS

- Enhances overall operational performance.
- Shorter time of response and intervention.
- Improvement of service in the area.
- Reporting and analysis.
- Documentation automatization.
- Enhances system reliability & security.
- Remote control of radios (DM3XXX,DM4XXX), IPSC repeaters (DR3000,MTR3000).
- Multiple IPSC systems management.
- Voice & data transmission.
- GPS location monitoring.
- Text messaging.
- Channel selection, calls, programmable user button.
- Voice recorder and call history.
- Radio visualisation.
- Configurable status system.
- Telemetry – fuel consumption etc.
- Customised maps, also own raster maps editor.
- Patching (group, individual).
- Base stations voting (RSSI).
- Touchscreen optimised .
- Intercom / chat between Consoles.
- Support PABX connection (SIP).

CONSEL

CONSEL IS IDEAL FOR MANAGING INTER-AGENCY OPERATIONS SUCH AS POLICE, AMBULANCE OR RESCUE SERVICES AND FOR CRISIS MANAGEMENT OR SECURITY PURPOSES.

MARKETS

Public Safety, Municipal Services, Emergency Services, Airports, Government, Utilities, Industry Market (Oil & Gas, Steel Industry), Manufacturing, Warehousing/Logistics.

DISTRIBUTION

EMEA.

LANGUAGES

English, Polish.

ConSEL



FIND OUT MORE

WEB: www.aksel.com.pl/product/show/id/74



CUPOL

USER FRIENDLY MOTOTRBO DISPATCHING SYSTEM

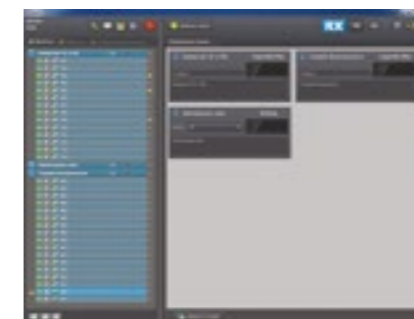
Cupol software was developed in close collaboration with Motorola System Partners and specifically designed to build complex dispatching systems based on MOTOTRBO radio equipment and infrastructure.

Cupol software supports all key features of the MOTOTRBO technology, such as multi-channel two-way voice communications of a dispatcher with subscribers, transfer of all types of data (text messages, telemetry, emergency, etc.) or also subscriber location control service. It provides the ability to build a tiered hierarchy of dispatchers located in different geographic sites with the possibility to configure each dispatcher separately depending on their needs.

Cupol supports the following MOTOTRBO system topologies: digital and analogue conventional network, IP Site Connect, Capacity Plus and Linked Capacity Plus.

Cupol's flexible licensing allows users to only pick the software components they need, meaning they can build the dispatch solution that exactly match their needs and not overpay for excessive and unclaimed functionality.

CUPOL SYSTEM TOPOLOGY



CUPOL GRAPHICAL USER INTERFACE

SYSTEM REQUIREMENTS

Radio hardware / Releases compatibility
MOTOTRBO radio with firmware 1.08 or higher.

Computer Hardware / Operating Systems
Windows 7 / Windows 8 / Windows Server.

Interfaces
Ethernet, USB cable for Control Radios.

MOTOTRBO System Architecture
IP Site Connect, Capacity Plus and Linked Capacity Plus.

KEY FEATURES & BENEFITS

- Client/Server solution.
- Multisite multichannel solution.
- Trunking systems support.
- Support MOTOTRBO features: voice, text messaging, telemetry and positioning.
- Events logging.
- Voice recording.
- Location control functionality (geo-fencing, speed control and etc.).
- Support for online and offline vector and raster maps.
- Emergency features support: Man Down and Lone Worker.
- Support for configuring each dispatcher console.
- Option board functionality integration.
- Flexible licensing.
- Easing the migration from analogue to digital.
- Customisation to suit client's needs available.

FIND OUT MORE

WEB: www.cupol-radio.ru

CUPOL
CUPOL HELPS USERS
TO GO DIGITAL.
IT IS A PERFECT
SOLUTION FOR
JUST ABOUT ANY
CONTROL ROOM.
CUPOL IS DESIGNED
TO BE AN
AFFORDABLE
SOFTWARE
APPLICATION
SUPPORTING MOST
OF THE MOTOTRBO
FEATURES AND
MAKING THE
DISPATCHER'S JOB
EASIER AND MORE
CONVENIENT.

MARKETS

Transportation, Security, Public Safety, Oil & Gas, Mining, Power, Municipal Services, Taxi, Manufacturing Facilities, Emergency Services.

DISTRIBUTION

Europe & Africa.

LANGUAGES

Russian, English, Other languages upon request.





DMRALert® INTRACK

INDOOR TRACKING SYSTEM

**DMRALERT®
INTRACK**
DMRALERT®
INTRACK
IMPROVES
ORDER AND JOB
MANAGEMENT
AND OFFERS FULL
CONTROL AND
MANAGEMENT OF
MOTOTRBO RADIO
FLEET.

DMRALert® INTRACK is a powerful dispatcher specifically designed for Shopping Centres, combining full automatic indoor tracking, job ticketing, guard tour patrol management, lone worker and man down safety.

It allows the management of different teams such as technical, security and cleaners, with all radio movements being tracked and recorded throughout the site and stored on the server. Localisation of staff is done thanks to wireless beacons which are battery powered meaning no third party network is required, and location is displayed on a multi floor layout map GUI combining staff location and other alarms.

One main application is the use of this data for insurance purpose. It also enables to efficiently monitor tasks, for instance the geo-fencing feature can generate an alarm if the toilets have not been visited and so cleaned for a specified period. Also, the user is immediately alarmed if an unauthorised radio is detected in an area. The Job ticketing functionality enables the creation and dispatch of tasks, and provides a colour-coded report on the dispatcher interface showing the status and progress of tasks.

DMRALERT® INTRACK



SYSTEM REQUIREMENTS

Radio Hardware / Releases Compatibility
MOTOTRBO DP4XXX.

Computer Hardware / Operating Systems
PC Windows Seven Pro, IP, USB, sound.

MOTOTRBO System Architecture
MOTOTRBO System Architecture: Capacity+ recommended, Conventional, IPSC, LCP+, NAI Data, CSBK.

KEY FEATURES & BENEFITS

- Full automatic indoor tracking system / real time localisation.
- Guard Tour patrol management.
- Job Ticketing Task Management.
- Lone Worker / Man down safety.
- Enhanced staff – radio – group management.
- Visual and audible alarm on PC, the emergency facility is combined with location so you will know the location of the radio in alarm and also the technical alarm.
- Group management, Dynamic group management, Temporary workers.
- Geo-fencing.
- Status Management.
- Enhanced radio - staff management.
- Multi floor layout Maps.
- Text messaging SMS.
- Audible & Visual Alarm on Supervisor.
- Management of users & their rights.
- Networking: several Supervisors on IP.
- Full Traceability.

FIND OUT MORE

WEB: www.telecoms.eiffageenergie.com

ALSO FROM EIFFAGE

MARKETS

Shopping Centres, Bank, Leisure Centres.

DISTRIBUTION

EMEA.

LANGUAGES

English, French.



DMRALert® STREET

ENHANCED GPS TRACKING SOLUTION

DMRALert® STREET is a fleet management and location tracking application ensuring security for outdoor fleet. It allows users to track GPS enabled MOTOTRBO radio fleet throughout a designated area down to street level. The event log will detail the street names allowing quick reference and easier identification of the users location. The application uses Microsoft MapPoint to display the GPS locations.

DMRALert® STREET facilitates the management of teams, groups, agents or vehicles. Users are immediately notified in emergency situations which, as a result, speed up the response time.

With also the possibility to create activity reports, DMRALert® STREET is particularly well suited for Police Forces, Transportation or Hospitality.

DMRALERT® STREET

DMRALERT® STREET IS A MANAGEMENT TOOL ALLOWING USERS TO TRACK GPS ENABLED MOTOTRBO RADIO FLEET THROUGHOUT A DESIGNATED AREA DOWN TO STREET LEVEL.

MARKETS

Police, Technical Services, Security Services, SAMU, Ambulance, Transport (school buses, municipalities, taxi), Leisure.

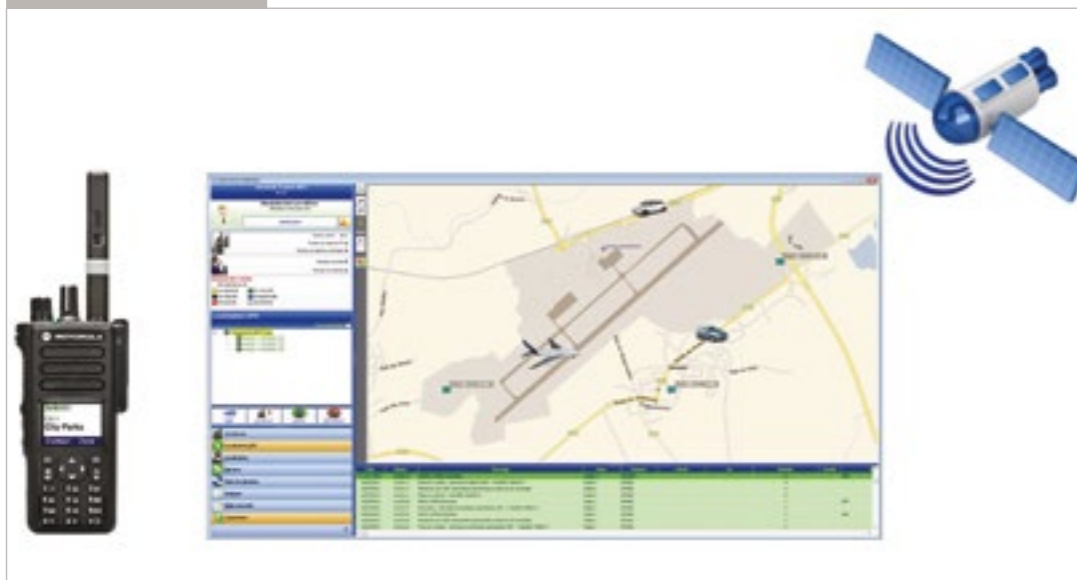
DISTRIBUTION

EMEA.

LANGUAGES

English, French.

DMRALERT® STREET



SYSTEM REQUIREMENTS

Radio Hardware / Releases Compatibility
MOTOTRBO.

Computer Hardware / Operating Systems
PC Windows Seven Pro, IP, USBs, sound.

MOTOTRBO System Architecture
Conventional, IPSC, CAPACITY+, LCP, NAI Data, CSBK and Single CSBK.

KEY FEATURES & BENEFITS

- GPS location tracking of MOTOTRBO radios.
- Emergency and Alarm Management; sound and visual alerts, notification reports.
- Easy creation of detailed reports down to street addresses and the address nearest to the person and vehicles, search/management by areas.
- Mappoint, Raster, WGS84, Google™, OSM™, IGN.
- SMS messages.
- Full history of the events.
- Electronic book.
- Access rights management.
- Automatic management of radio fleet and groups.
- Client / Server solution.
- Remote activation / deactivation and listening.
- Email to radio SMS, personalised reports, telemetry.

FIND OUT MORE

WEB: www.telecoms.eiffageenergie.com

ALSO FROM EIFFAGE



DRC9010

COMMAND & CONTROL DISPATCHER

The DRC9010 PC is a control console for MOTOTRBO radio devices providing a comprehensive set of functions for the control of single devices or radio fleets. From this workstation up to four radio devices can be controlled. The DCR9010 governs speech events and TMS – messages (Text Messaging Service) for individual subscribers or groups. Customisation for special performance requirements is available on request.

In addition to the classic operation of one or more control center radio sets for radiotelephony and short texts, the GPS positions supplied by the radio sets are processed. Via a separate window, the dispatcher is informed at any time about the actual configuration of the groups and their current status. Using this list, he can directly communicate to the right subscribers and groups.

DRC9010 provides location and visualisation of the radio fleet and enables communication of tasks via "CallOut". It also has software statistics and history functions. In case of major events a "mobile control station" can be installed.



SYSTEM REQUIREMENTS

Radio Hardware / Releases Compatibility

MOTOTRBO DM3xxx series.

If special features e.g. CallOut, RemoteControl, HomemodeDisplay are required, need to activate licence in the infrastructure.

Computer Hardware / Operating Systems

Recommended: HP Hardware 19 "HP Z series / individual HP Proliant series.

Windows 7 (32 bit / 64 bit) or higher.

Windows 7 Embedded.

MOTOTRBO System Architecture

Single Site, IP Site Connect, Capacity Plus, Linked Capacity Plus.

Other Requirements

Recommended: HP Hardware 19 "HP Z series / individual HP Proliant series. Min. Intel Core i5. 4 Gb RAM. Mind. 500 Gb Festplatte (Raid1). Dual Head, Graphic card minimum 1Gb (nonshared RAM).

KEY FEATURES & BENEFITS

- Control of several central office radio devices.
- Administration of single and group calls.
- List for administration of organisations, groups and individual subscribers.
- Dispatch and receipt of text messages.
- Dispatcher functions with status indication.
- Emergency call functionalities.
- Chronological lists regarding speech events and TMS.
- Man Down/Tilt switch.
- Alarm.
- CallOut administration.
- Optional extras: AVL/GIS system for map display, CallOut administration (optionboard DMR910 with CallOut Option is necessary).

DRC9010
DRC9010 PROVIDES
A COMPREHENSIVE
SET OF FUNCTIONS
FOR THE CONTROL
OF SINGLE
MOTOTRBO
DEVICES AND
RADIO FLEETS.

MARKETS
Industry, Public Safety.
DISTRIBUTION
Worldwide.
LANGUAGES
English, German.

DRC9010



FIND OUT MORE

FLYER: www.atsonline.de/de/downloads/produktinfoblaetter.html

ALSO FROM ATS ELEKTRONIK



EZTRACKER@ TRBO™

SIMPLE AVL FLEET TRACKING AND TEXT MESSAGING

eztracker@trbo™ is an application to monitor a fleet using OpenStreetMaps and contact it via text messaging. eztracker@trbo™ answers the requests of many customers that are interested in locating their subscribers, without requiring a dedicated server or workstation thus minimising the overall operational costs. It does not require any additional option board or hardware components. eztracker@trbo™ is an entry level fleet tracking and messaging application that brings simplicity of deployment, management and use. It is ideal for situations that require a basic answer to the question "where are my assets now, where have they been and can I exchange text messages with them?"

eztracker@trbo™ allows to:

- Visualise the individual position of each radio.
- Monitor if vehicles are heading into traffic and reroute them appropriately.
- Log the location of all assets and play them back.
- Text individual or group of radios.
- Reply or forward messages.
- Maps sharing: users can track the fleet from their browsers or using remote management tools.

EZTRACKER@TRBO™



SYSTEM REQUIREMENTS

Radio Hardware / Releases Compatibility

Any Motorola MOTOTRBO radio with firmware 1.08.32 and up. Motorola NAI Data wireline interface.

Computer Hardware / Operating Systems

MS-Windows XP / Vista / 7 / 8 PC with 1.5GHz CPU and 1GB RAM, DSL-class internet connection (not required for text messaging).

Interfaces

USB for control stations or Ethernet for NAI Data repeater interface. Ethernet for network access.

MOTOTRBO System Architecture

Simplex, Conventional repeater, IP site connect, Capacity Plus, LCP, Enhanced GPS.

Other Requirements

Besides MOTOTRBO CPS programming, basic networking and PC installation skills.

KEY FEATURES & BENEFITS

- Support for NAI Data repeater interface.
- Displays up to 200 subscribers.
- Uses ARS for active radio presence.
- OpenStreetMaps mapping.
- Different views and zoom levels.
- Displays radio position, street address, speed, direction and altitude.
- Periodic or immediate location refresh.
- Set period update time for individual radios.
- Radio name aliasing.
- Highlight and center a selected radio on the map.
- Text a talkgroup or an individual radio.
- Log all messages, and reply or forward them.
- Excel-compatible raw GPS data logs (CVS format).
- Rapid deployment.

FIND OUT MORE

DATA SHEET: www.tabletmedia.com/eztracker@trbo.pdf

MANUAL: www.tabletmedia.com/eztracker@trboGuide.pdf

ALSO FROM TABLETMEDIA

MARKETS

Utilities, Taxi operators, Public transit, Municipality operations, Retail delivery operations, Tow truck operators, Health services, Security, Transportation, Hospitality industry, Agriculture, Communications, Construction, Education, Government, Manufacturing, Real Estate, Distribution.

DISTRIBUTION

Worldwide.

LANGUAGES

English, Italian.

Other languages available upon request at no extra cost.



HERMESTRX
HERMESTRX
LATEST
ENHANCEMENT IS
HERMESTRXPLUS
FOR MOTOTRBO
CONNECT PLUS
WHICH CAN
DIRECTLY CONNECT
TO THE XRC 9000
CONTROLLER
AND CAN BE
CONFIGURED FOR
MULTIPLE SITE
OPERATIONS.

MARKETS

Agriculture, Communications,
Construction, Education,
Finance, Government,
Health Services, Hospitality,
Insurance, Manufacturing,
Mining, Retail, Real Estate,
Transportation, Utilities, Energy,
Security, Military, Taxi, Courier,
Manufacturing, Public Safety.

DISTRIBUTION

Worldwide.

LANGUAGES

English, German,
French, Spanish.

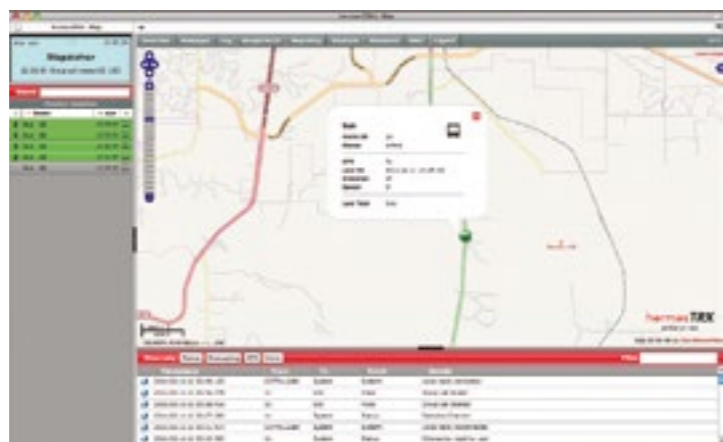
HERMESTRX

PROFESSIONAL FLEET MANAGEMENT SYSTEM FOR MOTOTRBO

hermesTRX is a real-time Outdoor Positioning and GPS fleet management system using various mapping platforms including Google Earth. It is configurable through a built-in web server to track and manage vehicles or personnel assets by GPS enabled MOTOTRBO radios. In addition to the location service, a text messaging and email facility are available, as well as the processing of telemetry information. It is available in a number of versions depending on the quantity of subscribers to be tracked – versions are available to track between 20 and 500 subscribers.

hermesTRX now also offers Geo-Fencing, the integration of various digital mapping platforms and direct connectivity for up to 24 MOTOTRBO base radios.

hermesTRX is a truly plug and play system and is very intuitive to set up. Designed as a modular solution, it enables users to upgrade the system with new features or functions. The solution is fully integrated with the hermesTRX Man Down solution further enhancing the safety of the workforce, as well as the Motorola Man Down based on the Generic Option Board.

HERMESTRX

HERMESTRX INFRASTRUCTURE

SYSTEM REQUIREMENTS

Radio Hardware / Releases Compatibility

All MOTOTRBO Portables.

Interfaces

hermesTRX is hardware, which fits between the customer's LAN and the MOTOTRBO network. In order to integrate this application, only MOTOTRBO and Ethernet cables are required.

Computer Hardware / Operating Systems

Compatible with operating systems like Windows 7, Vista, XP, OSX, ipad and Linux.

MOTOTRBO System Architecture

IP Site Connect, Capacity Plus, Linked Capacity Plus and Connect Plus.

Other Requirements

hermesTRXplus is hardware, which fits between the customer's LAN and the MOTOTRBO Connect plus Controller. In order to integrate this application, only Ethernet cables are required. There are no complex drives, databases etc to be installed. A normal web browser to set up and use the system is all that is required.

KEY FEATURES & BENEFITS

- GPS Outdoor Positioning.
- Build-in Web Server for Browser based Operation.
- Multi User Access and Remote Facility.
- ARS, Telemetry, Job-Dispatching, Emergency Email.
- Recording and Playback.
- hermesTRXplus supports MOTOTRBO Connect Plus.
- No monthly recurring investment costs (opex).
- Comes with a detailed user set-up manual and example CPS files and associated firmware.
- No monthly recurring investment costs (opex), no costs associated with software, map licences or monthly recurring fees.
- Flexible Mapping Engine, uses the most up-to-date mapping platform, which is free of charge.
- Voice Dispatching for multiple users.
- User-friendly interface.
- Geo-Fencing.
- Supports MOTOTRBO 'Enhanced GPS'.
- A standard web browser is all that is required to set up and use the system. There are no complex drivers, databases etc to be installed.
- Flexible Mapping Engine provides the option of choosing OpenStreetMap, ESRI, Google™ Earth or any customer raster or vectorial tab format maps.
- Reverse Geocoding allows to convert GPS coordinates into street addresses.

FIND OUT MORE

WEB: www.hermestrx.com/?page_id=658

FLYER: www.hermestrx.com/wp-content/uploads/hermesTRX_EMEA.pdf

ALSO FROM HERMES MICROCOM



HERMESTRX INDOOR & OUTDOOR

INDOOR & OUTDOOR POSITIONING SYSTEM FOR MOTOTRBO

HermesTRX Indoor & Outdoor is a real-time indoor positioning and GPS fleet management system using various mapping platforms including Google Earth. It allows a dispatcher to track and manage vehicles or personnel assets by GPS-enabled MOTOTRBO radios. The maximum number of subscribers that are traceable at the same time depends on version, but is typically between 20 and 500 subscribers. It delivers an overview of the location and status of assets: outdoors using GPS, and indoor utilising hermesTRX beacons transmitting a unique ID. Indoor tracking relies on the installation of beacons throughout the various areas of a building or large complex, and fitted inside the MOTOTRBO radio is a transponder indoor option board, which also includes Man Down functionality. A dedicated floor plan upload interface allows users to display floor plans and place beacons on the dispatchers' screen – which also includes a display of emergency situations. Configurable through a built-in web server, it is a true plug-and-play professional system, easy to set-up, also enabling users to upgrade to new features such as the hermesTRX Man Down solution, as well as the Motorola Man Down function based on the Generic Option Board.

HERMESTRX INDOOR & OUTDOOR



HERMESTRX - INDOOR & OUTDOOR INFRASTRUCTURE

SYSTEM REQUIREMENTS

Radio Hardware / Releases Compatibility

All MOTOTRBO Portables.

Interfaces

hermesTRX is hardware, which fits between the customer's LAN and the MOTOTRBO network. In order to integrate this application, only MOTOTRBO and Ethernet cables are required.

MOTOTRBO System Architecture

IP Site Connect, Capacity Plus, Linked Capacity Plus and Connect Plus.

KEY FEATURES & BENEFITS

- Indoor and outdoor positioning.
- Built-in web server for browser based operation.
- Multi-user access and remote facility.
- ARS, Telemetry, Job-Dispatching, Emergency Email, Recording and Playback.
- Voice Dispatching for multiple users.
- Geo-Fencing.
- Comes with a detailed user set-up manual and example CPS files and associated firmware.
- No monthly recurring investment costs (opex), no costs associated with software, map licences or monthly recurring fees.
- Flexible Mapping Engine, uses the most up-to-date mapping platform which is free of charge.
- Supports MOTOTRBO 'Enhanced GPS'.
- User-friendly interface.
- A standard web browser is all that is required to set up and use the system. There are no complex drivers, databases etc to be installed.
- Flexible Mapping Engine provides the option of choosing OpenStreetMap, ESRI, Google™ Earth or any customer raster or vectorial tab format maps.
- Reverse Geocoding allows to convert GPS coordinates into street addresses.

FIND OUT MORE

WEB: www.hermestrx.com/?page_id=914

FLYER: www.hermestrx.com/wp-content/uploads/new_leaflets/hermesTRX_Indoor_EMEA.pdf

ALSO FROM HERMES MICROCOM

**HERMESTRX
INDOOR &
OUTDOOR**
WITH BOTH
INDOOR TRACKING
AND WIDE-AREA
GPS POSITIONING,
HERMESTRX
ALLOWS A
DISPATCHER
TO TRACK AND
MANAGE ASSETS
AND STAFF
THROUGHOUT
BUILDINGS AND
OUTDOORS
SEAMLESSLY.

MARKETS

Agriculture, Communications,
Construction, Education,
Finance, Government,
Health Services, Hospitality,
Insurance, Manufacturing,
Mining, Retail, Real Estate,
Services, Transportation,
Utilities, Wholesale Hospitality,
Security, Military, Taxi, Courier,
Manufacturing, Power Utilities,
Public Safety.

DISTRIBUTION

Worldwide.

LANGUAGES

English, German,
French, Spanish.



KOLIBRI
KOLIBRI CAN
WORK WITH THE
OPERATIONS AND
PROCESSES OF
ANY MODERN
CONTROL ROOM.
WITH SCALABLE
OFF-THE-SHELF
AND HIGHLY
CUSTOMISABLE
FUNCTIONALITIES,
KOLIBRI BRINGS
THE STRENGTH
OF DIGITAL
COMMUNICATIONS
TO EVEN THE
SMALLEST
CONTROL ROOMS.

MARKETS

Logistics, Public Safety, Public Transport, Museums, Government Institutions, Security companies, Hospitals, Public Events, Production plants.

DISTRIBUTION

Europe, Latin America, Africa, Asia.

LANGUAGES

English, Spanish, French, German, Danish, Brazilian Portuguese, Dutch.

KOLIBRI

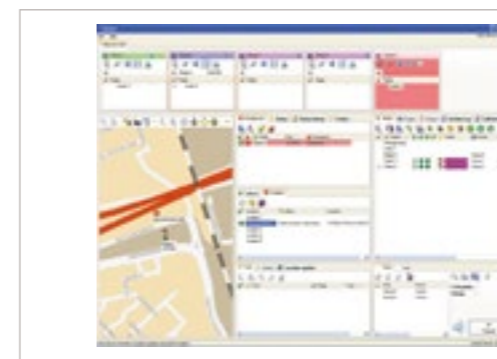
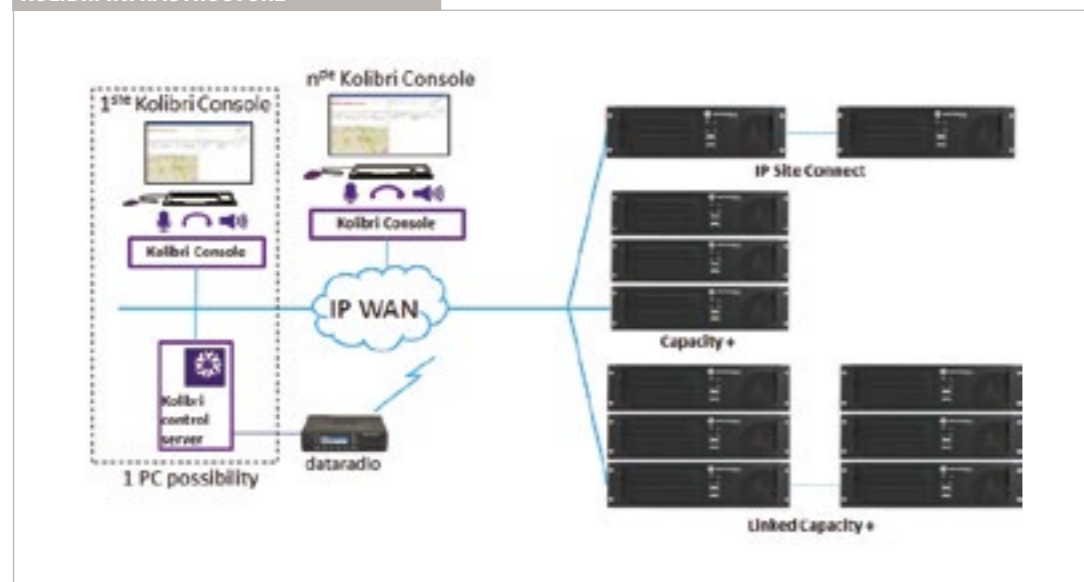
VERSATILE AND MODULAR CONTROL ROOM SOLUTION

Kolibri is a scalable control room solution for dispatch, map-based tracking and telephony well suited to a variety of markets. Kolibri is a multi-radio platform solution and provides easy integration with telemetry, indoor positioning, video surveillance, incident management systems and other systems.

Kolibri connects to the radio network using an IP-wired interface or over the air using a pool of shared radios. The tracking functionality enables instant situational awareness thanks to a comprehensive geographical overview of the fleet with quick identification and tracking capabilities. Plus many other functions such as geo-fencing and remote control. Kolibri is a fully Computer Aided Dispatch (CAD) solution which effectively manages radio connections and communications with the field through a multitude of call capabilities.

Kolibri is an off-the-shelf product, highly configurable to adapt to any customer situation or process. It is suitable for all sizes of installations that connect to a single radio network or a multitude of radio networks and when required, the system can be extended with extra functionalities and add-on modules.

KOLIBRI INFRASTRUCTURE



KOLIBRI USER INTERFACE

SYSTEM REQUIREMENTS

Radio Hardware / Releases Compatibility

MOTOTRBO radio network with stand-alone or multiple repeaters.

IP Technology

Either IP line connection with radio network infrastructure, or radio connection.

MOTOTRBO System Architecture

Conventional, IP Site Connect, Connect Plus, Linked Capacity Plus.

Other Requirements

Knowledge of Kolibri, IP Infrastructure, Windows OS.

KEY FEATURES & BENEFITS

- Enables communication with field staff through a multitude of call capabilities. Centralised or geographically dispersed control rooms are supported.
- The dispatch and tracking functionalities are fully integrated with each other, e.g. simply click on a radio icon shown on the map to initiate a group or private call.
- Full IP based solution: all voice, audio and signalling information is transported over an IP layer, enabling all IP advantages and Windows support capabilities.
- Also available as a wireless, a hybrid solution or a fully wired solution.
- Scalability: from single console to redundant multi-node WAN configuration.
- Any language can be supported. Currently available in English, Spanish, French, German, Danish, Brazilian Portuguese and Dutch.
- Enterprise logic and customisable GUI supports common radio protocols and overviews.
- Available add-ons and custom developments for multiple radio networks, network enhancements, redundancy options, connection of external systems.

FIND OUT MORE

WEB: www.kolibri-systems.com

BROCHURES: www.kolibri-systems.com/index.php?p=dl

ALSO FROM KOLIBRI SYSTEMS



KOLIBRI LOGGING SYSTEM

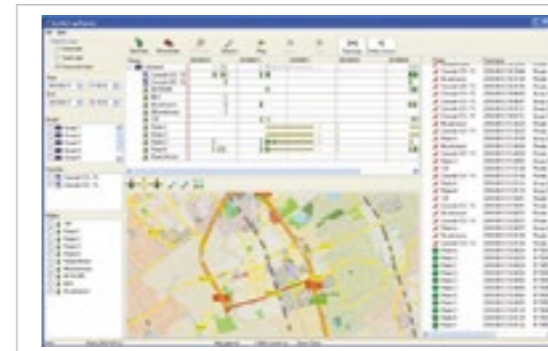
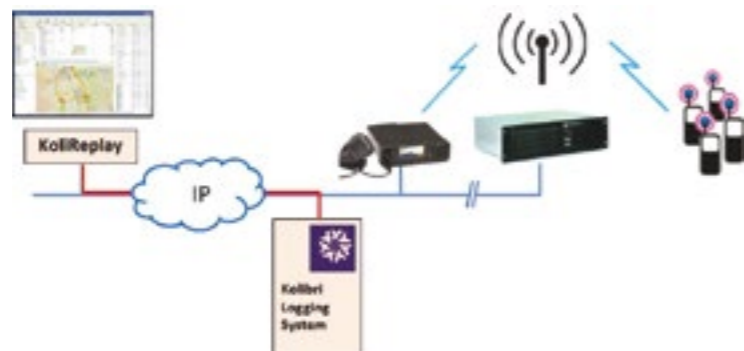
LOGGING VOICE & ALL OPERATIONAL DATA – GPS, IPS

Whether it is for supporting reporting, replay, training purposes or incident investigations, Kolibri is able to log all operational data and to replay all logged information in a user-efficient way.

Being part of the Kolibri Control Room Suite, Kolibri Logging System can either be deployed as a stand-alone module or as part of a complete Kolibri Control Room solution.

Kolibri Logging System enables any type of information to be logged: voice, all user activity, GPS position information and if an IPS is in place, all indoor positions. The application is radio network independent meaning it can be used in combination with a single radio network or to log information of several radio networks at the same time. The logging system also includes the KoliReplay module which provides an easy to use client to replay the logged voice and GPS data. All logged data is protected against modifications and the KoliReplay tool is password protected to prevent unauthorised use.

KOLIBRI LOGGING SYSTEM INFRASTRUCTURE



KOLIBRI LOGGING SYSTEM USER INTERFACE

SYSTEM REQUIREMENTS

Radio Hardware / Releases Compatibility

MOTOTRBO radio network with stand-alone or multiple repeaters.

IP Technology

Either IP line connection with radio network infrastructure, or radio connection.

MOTOTRBO System Architecture

Conventional, IP Site Connect, Connect Plus, Linked Capacity Plus.

Other Software

KoliReplay.

Other Requirements

Knowledge of Kolibri, IP Infrastructure, Windows OS.

KEY FEATURES & BENEFITS

- Supports TETRA, DMR and Analogue radio networks.
- Fully IP based: the Kolibri Logging System and the KoliReplay application can be located anywhere.
- Logs all types of calls: group calls, private calls, Radio to Radio.
- Logs all operational data: text messages, radio location positions, indoor tracking (IPS).
- SIP support.
- External interface support.
- Reporting.
- Protection of data against unauthorised use.

KOLIBRI LOGGING SYSTEM

KOLIBRI LOGGING SYSTEM PROVIDES AN EFFICIENT TOOL TO LOG AND REPLAY VOICE AND OPERATIONAL DATA (SUCH AS TEXT MESSAGES, GPS LOCATION AND INDOOR POSITION) FOR TRAINING, INCIDENT INVESTIGATIONS OR REPORTING PURPOSES.

MARKETS

Logistics, Public Safety, Public Transport, Museums, Government Institutions, Security Companies, Hospitals, Public Events, Production Plants.

DISTRIBUTION

Europe, Latin America, Africa, Asia.

LANGUAGES

English, Spanish, French, German, Danish, Brazilian Portuguese, Dutch.

FIND OUT MORE

WEB: www.kolibri-systems.com

BROCHURES: www.kolibri-systems.com/index.php?p=dl

ALSO FROM KOLIBRI SYSTEMS



MIMER SOFTRADIO

CONNECTING RADIOS ALL OVER THE WORLD

Mimer SoftRadio is a dispatch software application with remote VOIP technology and logging functions for all types of two-way radio users. Together with network interfaces for different types of radios it connects any radio to IP. The system works both over local LAN and over the Internet with the audio as VoIP. This is a perfect solution for small or medium size dispatch centrals with a mix of radio systems and a mix of local and remote radios.

Mimer SoftRadio gives the dispatcher virtual control heads for each radio type, giving the feeling of "sitting in front of the radio". The dispatcher has full control of the radios keypad and its display. The dispatcher can mix analogue radios with Tetra and MOTOTRBO. Even intercoms and phones can be mixed in the same system.

Each radio dispatcher can handle up to 8 or 30 radios, depending on software size, at the same time on his computer. And each radio can be controlled by up to 99 dispatchers in parallel. Larger versions are also available.

Mimer SoftRadio



SYSTEM REQUIREMENTS

Radio Hardware / Releases Compatibility

DM3600, DM3601, DM4600, DM4601 and their equivalents in other regions.

Computer Hardware / Operating Systems

Standard Windows PC with XP, Win 7, Win 8, Ethernet connection, audio card, microphone and speakers or headset.

Interfaces

A basic system needs one software license per PC and one network interface per radio.

MOTOTRBO System Architecture

The network interface connects to a mobile radio, so it will work with any type of infrastructure.

Other Requirements

Dealer should have good knowledge in both radio systems and PC-LANs.

KEY FEATURES & BENEFITS

- Using virtual control heads for each radio type, giving the feeling of "sitting in front of the radio".
- Easy to deploy.
- Radio infrastructure independent.
- Works on LAN/WAN/Internet.
- Scalable from 1-100+ operators, 1-100+ radios.
- Analogue/DMR/Tetra.
- Cross Patch between systems.
- Phone Connect.
- Voice Recorder.
- Remote I/O:s.
- Speed dial/text list.
- Call Logging.
- 5-tone/MDC/DSC/DMR.
- Multi language.

FIND OUT MORE

WEB: www.softradio.se/
 FLYER: www.softradio.se/download.htm
 MANUFACTURER: www.lse.se

MIMER SOFTRADIO
 MIMER SOFTRADIO TAKES TWO-WAY RADIO INTO THE COMPUTER ERA. USERS CAN USE THEIR ORDINARY PC AS A DISPATCHER CONSOLE AND THE OFFICE LAN AND/OR THE INTERNET FOR DISTRIBUTION. THIS OPENS UP POSSIBILITIES FOR COMPLETELY NEW TYPES OF RADIO SYSTEMS AND DISPATCH CENTRES AND WILL SAVE MONEY ON LEASED LINES.

MARKETS

Dispatch Centrals for taxi and carrier, Alarm Control Centres, Public Safety Dispatchers, Airports, Industrial Control Rooms, Command and Control Vehicles, Ships, Offshore etc..

DISTRIBUTION

Worldwide (35+ countries)

LANGUAGES

English, Swedish, German, Polish, Korean, Danish and Turkish.

Other languages can be added on-demand.



SAFEDISPATCH

RADIO DISPATCHER, CONTROL ROOM,
GPS-BASED AVL, TEXT MESSAGING,
EMAIL & TELEMETRY, REPORTING

SafeDispatch™ is a client-hosted software solution designed for the MOTOTRBO and TETRA two-way digital radio system delivering effective management and monitoring of both personnel and mobile assets.

SafeDispatch V5.0 data application is a global solution with worldwide map coverage and multiple language capabilities. The benefit of SafeDispatch lies in the seamless integration of its modular components with MOTOTRBO radios. The application is built modularly, so users can choose any of the suites and build a perfectly fitted solution. Users can choose to deploy the GPS/AVL, Voice Dispatch, Text Messaging, E-mail, Telemetry and Enhanced Reporting Suites one at a time, or mix-and-match them.

The new SafeDispatch™ V5.0 is enhanced with a variety of location enabled features such as a live mapping interface that offers real-time 24/7 critical information about mobile assets around the world.

SAFEDISPATCH



SAFEDISPATCH
SAFEDISPATCH
V5.0 IS ENHANCED
WITH A VARIETY
OF LOCATION
ENABLED FEATURES
MAKING DESKTOP
DISPATCHING
EASIER THAN EVER
BEFORE, ENSURING
EFFECTIVE
MANAGEMENT
AND MONITORING
OF BOTH
PERSONNEL AND
MOBILE ASSETS.

MARKETS

Public Safety, Government, Transportation, Oil & Gas, Taxi and Limousine, Utilities, Public and Student Transportation, Private Security, Municipal Services, Emergency Services, Fleet Management.

DISTRIBUTION

Worldwide.

LANGUAGES

English, Russian, French, Spanish, German, Turkish, Arabic, Romanian, Czech, Chinese, Italian.



SYSTEM REQUIREMENTS

Radio Hardware / Releases Compatibility
MOTOTRBO 1.8.

IP Technology
TCP/IP Connectivity (LAN, WLAN, VPN).

Computer Hardware / Operating Systems

Operating System (s) Windows 7 Ultimate, No Media, 64-bit, English Processors 3rd Gen Intel® Core i7-3770 (Quad Core, 3.40GHz, 8MB w/HD4000 Graphics).

Memory 8GB, NON-ECC, 1600 MHZ DDR3, 2DIMM.
Removable Media Storage Device 16X DVD +/- RW SATA.
Boot Hard Drives 1TB 3.5" SATA 6Gb/s with 32 MB Databurst Cache.

Graphics Cards 1GB AMD RADEON HD 7470, FH, w/VGA.
System Recovery Recovery Media for Windows 7 Ultimate, SP1, 64bit, Multiple Language.

Power Supply OptiPlex 7010 MT Standard PSU.

Low Power Mode 1 Watt ready low-power mode.

Other Requirements

Basic computer and Windows system knowledge.

KEY FEATURES & BENEFITS

- Client-Server Based (web-based solution is available).
- Embedded Radio Solution is sensor compatible.
- Customisable Interface and Multi-Language Capable.
- Integrates with existing radio system.
- Integrates with Student Transportation Software.
- Advanced text messaging allows two-way SMS communication between a radio or group of radios.
- Voice Dispatch: voice call (Private, Group and All Calls) direct to any Radio. Emergency Calls with remote DeKey (for select users).
- Send and receive e-mail messages to your radios.
- GPS Suite: enhanced with a variety of location enabled features including Geo-Fencing and Landmarks.
- Telemetry Suite: visually recognise input/output status of all units at a glance.
- Reporting Suite: receive enhanced reports to analyse and make the most of data collected for all of your fleet vehicles.

FIND OUT MORE

WEB: www.safemobile.com/solution-safedispach-v50.php

FLYER: www.safemobile.com/data/solutions/1.NI_Brochure.pdf

ALSO FROM SAFEMOBILE



SAFEDISPATCH MOBILE

MOBILE COMMAND & CONTROL CENTRE FOR ANDROID CELL PHONES AND TABLETS

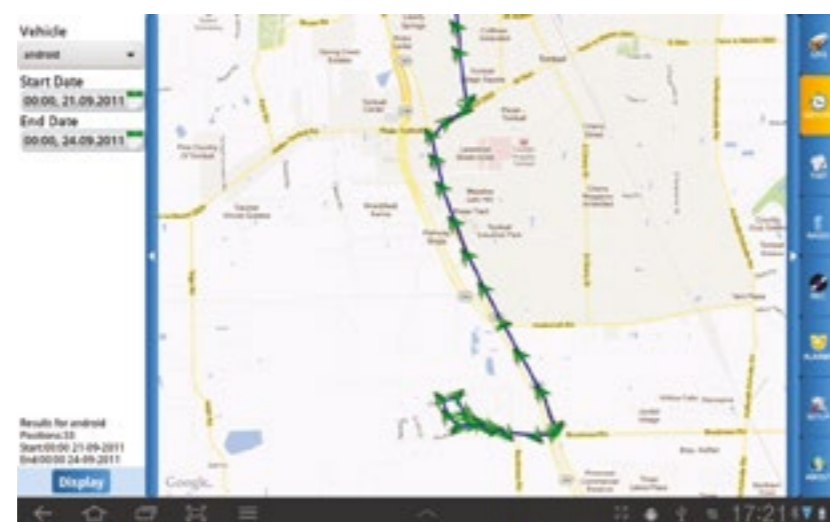
SafeDispatch Mobile™ Software provides remote access to MOTOTRBO and TETRA radio fleets via IP networks and is designed primarily to function as an Android-based mobile dispatching centre, with a number of voice and data capabilities.

Various data points and voice communication can be exchanged between multiple Android cell phones from anywhere in the world, or tablets running SafeDispatch Mobile and your radios in the field.

When outside of the radio coverage area, SafeDispatch Mobile can still be used to communicate with the radio system and to remote monitor the radio channels via the IP network.

SafeDispatch Mobile™ software is compatible with SafeDispatch™ Desktop software and can also be used on the radioPad™ field units.

SAFEDISPATCH



SYSTEM REQUIREMENTS

Radio Hardware / Releases Compatibility
MOTOTRBO 1.8.

IP Technology
SafeDispatch 4.0 or higher installed on client server.

Interfaces
Android 2.1 or higher.

Other Requirements
Basic computer and Windows system knowledge.

KEY FEATURES & BENEFITS

- Worldwide GPS Mapping on Google Maps.
- Real-time location information for personal and vehicle tracking.
- Integration of various customised location based services.
- Remote real-time access to your data and historical reports.
- Monitoring and controlling functions for field supervisors.
- Alarm management capabilities.
- Multiple language capabilities.
- Advanced text messaging allows two-way SMS communication between a radio or group of radios.
- Voice call (Private, Group and All Calls) direct to any radio or other radioPad/Pods. Emergency calls with remote DeKey (for select users).
- Send and receive e-mail messages to your radios from any Android cell phone or tablet.
- Variety of location enabled features including Geo-Fencing and Landmarks.
- Telemetry Suite to visually recognise input/output status of all units at a glance.

FIND OUT MORE

WEB: www.safemobile.com/solution-safedispatch-mobile.php
FLYER: www.safemobile.com/data/solutions/2.NI_Brochure.pdf

ALSO FROM SAFEMOBILE

SAFEDISPATCH MOBILE
PROVIDING AN EXTRA TOOL FOR THE FIELD COMMANDERS DURING MISSION CRITICAL SITUATIONS, SAFEDISPATCH MOBILE COMMAND AND CONTROL APPLICATION CAN HELP IMPROVE EFFICIENCY, COORDINATION AND RESPONSE TIMES.

MARKETS

Public Safety, Government, Transportation, Oil & Gas, Taxi and Limousine, Utilities, Public and Student Transportation, Private Security, Municipal Services, Emergency Services, Fleet Management.

DISTRIBUTION

Worldwide.

LANGUAGES

English, Russian, French, Spanish, German, Turkish, Arabic, Romanian, Czech, Chinese, Japanese, Italian.



SAFENET

CLOUD-BASED FLEET MANAGEMENT, GPS, AVL, TEXT MESSAGING, E-MAIL SOLUTION

SafeNet™ is a cloud-based software application that enables dispatchers to track their staff and mobile assets in the field while providing them the flexibility to monitor their business at the office or from any computer. SafeNet™ is very easy to use. Users only need to log on and enjoy the features offered by the application, including GPS Tracking with Google Maps, Historical Playback, Enhanced Reporting, Email and Unlimited Text Messaging. Subscribers log into a customised web page designated to their specific needs.

SafeMobile hosts, maintains and manages the site and configures your system, installing and testing it on the spot to ensure everything is working properly to provide peace of mind. All updates and enhancements are provided automatically via web updates and are included in the annual maintenance package.

SAFENET
WEB-BASED
APPLICATION
PROVIDES FLEET
MANAGERS
WITH THE ABILITY
TO EFFECTIVELY
MANAGE AND
MONITOR THEIR
ORGANISATION'S
MOBILE ASSETS
VIA ANY WEB-
BROWSER.

MARKETS

Public Safety, Government, Transportation, Oil & Gas, Taxi and Limousine, Utilities, Public and Student Transportation, Private Security, Municipal Services, Emergency Services, Fleet Management.

DISTRIBUTION

Worldwide.

LANGUAGES

English, Russian, French, Spanish, German, Turkish, Arabic, Romanian, Czech, Chinese, Japanese, Italian.

SAFENET



SYSTEM REQUIREMENTS

Radio Hardware / Releases Compatibility
MOTOTRBO 1.4.

Computer Hardware / Operating Systems
Microsoft Windows XP Professional w/Service Pack 2.
CPU: Intel/AMD 1600 MHz or greater.
RAM: 1.0 Gb or greater.
Hard Drive: 40.0Gb or greater.
Ethernet Card: 10/100 LAN.
USB: USB 2.0 High Speed, Internet available.

Interfaces

TCP/IP connectivity (LAN,WLAN,VPN).

MOTOTRBO System Architecture

Capacity Plus, Conventional, IP Site Connect & Connect Plus.

Other Requirements

Basic computer and Windows system knowledge.

KEY FEATURES & BENEFITS

- Web-based solution with Smart Phone access.
- Customisable Interface in any language.
- Integrates with Existing Radio System.
- Affordable Monthly Fee.
- Increased Field Personnel Safety.
- Improved Field Communications.
- Access Critical Fleet Information.
- Enhanced Emergency Response Communications.
- Automatic Updates & Enhancements.
- GPS Tracking & Monitoring Information.
- Text Messaging Gateway/Email.
- Voice Communication Management.
- SafePoint® – choose and name symbols for precise location.
- SafeGate® - customise boundaries with extreme detail.
- Event Logging & Alarm Notification.
- Comprehensive Reports.

FIND OUT MORE

WEB: www.safemobile.com/solution-safenet.php


FLYER: www.safemobile.com/data/solutions/3.NI_Brochure.pdf

ALSO FROM SAFEMOBILE



SHORTTRACK GT

AUTOMATIC VEHICLE LOCATION APPLICATION



SHORTTRACK GT
SHORTTRACK GT IS
A COST EFFECTIVE
AVL SOLUTION
FOR SMALL AND
MEDIUM FLEET.
EASY TO SET UP,
IT CAN SUIT ONE
SINGLE OPERATOR
WORKING WITH
A STAND-ALONE
COMPUTER AS
WELL AS A LARGE
CONTROL CENTRE
CONFIGURATION.

ShortTrack is AVL software for small/medium fleets designed to operate over a professional mobile radio (PMR) channel. ShortTrack supports the radio operator, granting the full situation awareness about fleet and force deployment.

ShortTrack keeps involved the radio operator in the decision loop, even in emergency conditions. Automatic management of the field information feedback and distance-based contact book sorting ensures an efficient fleet coordination.

Due to the variety of communication devices, ShortTrack can be integrated with existing radio network, localising only the terminals equipped with localisation hardware. User defined markers aid to define fixed radio station or specific points of interest. Using the TrackViewer application, it is possible to perform off-line track and path analysis. Integration with CCTV systems allows the direct control of the field.

ShortTrack is a cost effective solution for small/medium fleet and can be as simple as one single operator working with a stand alone laptop computer or a large control centre with several parallel operating positions, running on client server architecture. The native full integration with Codice voice and text dispatcher expands the system functions to a complete voice and data solution.

SYSTEM REQUIREMENTS

Computer Hardware / Operating Systems

PC with Pentium® III 700 MHz minimum processor, Microsoft Windows® 2000 or later operating system, 128 MB of RAM, XGA (1024x768) of higher-resolution monitor.

Interfaces

RS232 port for conventional radios. USB port for MOTOTRBO radios. Ethernet card for client/server architectures.

MOTOTRBO System Architecture

Direct mode, IP Site Connect, Capacity Plus, Linked Capacity Plus, Connect Plus.

KEY FEATURES & BENEFITS

- AVL for small/medium size fleets.
- Vector data, raster and CAD formats are supported, allowing having always up-to-date maps.
- Two-maps design allows the radio operator to focus on specific zone, keeping the control on the whole working area.
- Off line reports (with TrackViewer).
- Operates as standalone or client-server option.
- Scalable from 1 to many operators.
- Easy to use.
- Affordable.
- Can be integrated with existing network, able to operate on analogue and digital radio networks using any type of terminal equipment (mobile and portable).

FIND OUT MORE

WEB: www.saitel.it

ALSO FROM SAITEL

MARKETS

Public Safety (Police, Ambulance, Fire Brigades), Rescue Services, Transportation, Industry market (Oil & Gas, Steel Industries ...).

DISTRIBUTION

EMEA.

LANGUAGES

Italian, English.

Other languages on request.



SHORTTRACK LIVE

AUTOMATIC VEHICLE LOCATION APPLICATION

ShortTrack Live is AVL software for small/medium fleets designed to operate over a digital professional mobile radio (PMR) channel using MOTOTRBO radios with built-in GPS. ShortTrack supports the fleet coordinator, granting the full situation awareness about fleet and force deployment. ShortTrack Live keeps involved the fleet coordinator in the decision loop, even in emergency conditions.

ShortTrack Live is a one-click-install client/server application. User interface can be any modern javascript enabled web browser. Unlimited connections are allowed to the server, so fleet management can be managed using multiple devices at the same time: PC, tablet, smartphone, SmartTV...

ShortTrack is a cost effective solution for small/medium fleet and can be as simple as one single operator working with a stand-alone laptop computer or a large control centre with several parallel operating positions, running on client server architecture.



SYSTEM REQUIREMENTS

Radio Hardware / Releases Compatibility

Any MOTOTRBO radio with built in GPS enabled.

Computer Hardware / Operating Systems

PC running Microsoft Windows® 8/7/Vista/XP2000 operating system.

Interfaces

USB port for MOTOTRBO radios. Wired/wireless ethernet card.

MOTOTRBO System Architecture

Direct mode, IP Site Connect, Capacity Plus, Linked Capacity Plus, Connect Plus.

KEY FEATURES & BENEFITS

- AVL for small/medium size fleets.
- Headless client/server application. User interface can be any web browser, running on any device.
- Unlimited client number, sharing information.
- Auto complete contact list using Automatic Registration Service (ARS).
- Multiple live maps supported.
- Offline reports: direct KML export is suitable to perform off-line track and path analysis.
- Shared user defined markers and polygons aid to define fixed radio station or specific points of interest.
- External DBMS (SQL Server or MySQL) can be used to collect and export data to other system.
- Easy to use, zero day training.
- Affordable.
- Multiple base radio & GPS revert channel supported.

SHORTTRACK LIVE
SHORTTRACK LIVES AUTOMATIC MANAGEMENT OF THE FIELD INFORMATION AND MULTIPLE USER INTERFACE DEVICES ENSURES AN EFFICIENT FLEET COORDINATION AT ANY TIME FROM ANY DEVICES.

MARKETS

Public Safety (Police, Ambulance, Fire Brigades), Rescue Services, Transportation, Industry market (Oil & Gas, Steel Industries ...).

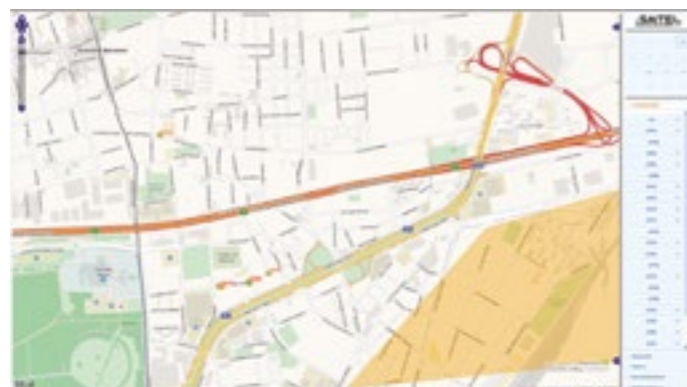
DISTRIBUTION

EMEA.

LANGUAGES

Italian, English.

Other languages on request.

SHORTTRACK LIVE

ShortTrack Live

FIND OUT MORE

WEB: www.saitel.it

ALSO FROM SAITEL



SmartPTT BASIC

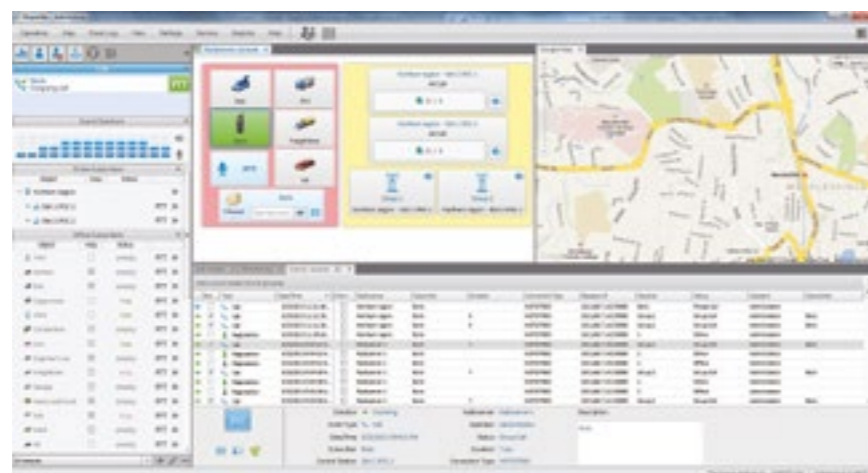
DISPATCH, AVL AND VOICE RECORDING FOR SMALL SYSTEMS

SmartPTT Basic is a software dispatch application for small or middle-sized MOTOTRBO systems. SmartPTT is able to use either the digital functions of the MOTOTRBO radios or their analogue mode for a step-by-step migration to DMR. SmartPTT Basic provides effective fleet and task management and increases personnel safety via enhanced quality of subscriber monitoring.

The SmartPTT Dispatcher Console is a software application installed on a Windows-based PC, which can be located at any distance from the controlled radio networks. The Dispatcher Console connects to SmartPTT Radioservers via IP to perform dispatching functions. SmartPTT Basic Radioserver communicates to radio subscribers through the control stations (MOTOTRBO mobile radios), connected by USB and audio cables.

SmartPTT Basic is ideal as a simple solution for conventional systems without any repeaters. For larger systems, SmartPTT Enterprise is recommended.

SmartPTT Basic



SmartPTT BASIC
SmartPTT BASIC IS A COST-EFFECTIVE SOLUTION FOR BUILDING SMALL AND MIDDLE-SIZED MOTOTRBO RADIO COMMUNICATION SYSTEMS WITHOUT THE NEED FOR REPEATERS.

MARKETS

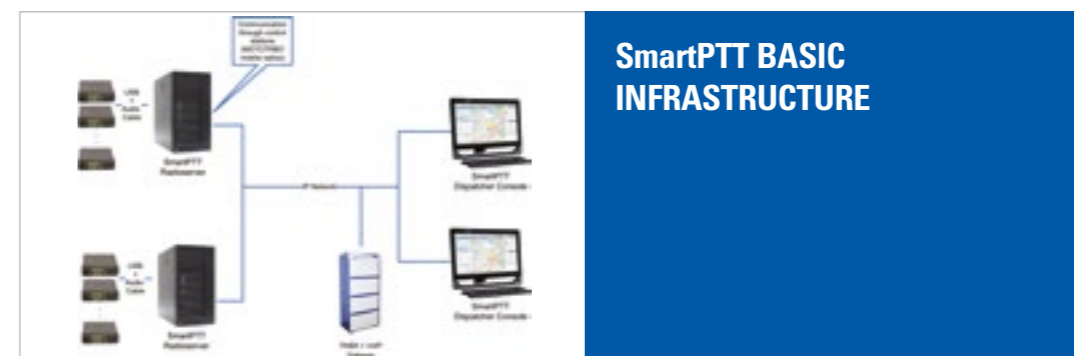
Power, Oil & Gas, Manufacturing, Mining, Public Transportation, Public Safety, Emergency Services, Utilities, Hospitality, Education.

DISTRIBUTION

Worldwide

LANGUAGES

Arabic, English, French, German, Italian, Korean, Polish, Portuguese, Russian, Slovak, Spanish, Turkish.



SmartPTT BASIC INFRASTRUCTURE

SYSTEM REQUIREMENTS

Radio Hardware / Releases Compatibility

MOTOTRBO radios with firmware R1.8 or higher.

Computer Hardware / Operating Systems

Windows 7/8/ Server 2008, Intel Core i3 or higher, minimum 2 GB RAM, Sound card, no less than 12 GB available hard drive space.

Interfaces

USB, Audio, Ethernet.

MOTOTRBO System Architecture

Digital conventional, Analogue conventional (MDC 1200, Select 5).

Other Requirements

Monitor, microphone and speakers or headset for dispatcher.

KEY FEATURES & BENEFITS

- Gateway to the radio system via control stations
- Enhanced quality of subscriber monitoring in the network
- Simple, easy-to-deploy voice recording and dispatch solution
- Lone worker and geofencing to improve personnel safety
- Rapid response to emergency with rules and alerts

Standard Features:

- Radio Dispatch
- GPS Tracking
- Voice Recording
- Event Logging
- Text and Data
- Lone Worker
- Telemetry
- Fleet Management
- Job Ticketing

Optional Features:

- Telephone Interconnect
- Web Client
- Man Down
- Mobile Solutions

FIND OUT MORE

WEB: www.smartptt.com

FLYER: http://smartptt.com/wp-content/uploads/2013/09/2015-03_Booklet_SmartPTT_Eng_Letter_4web.pdf

VIDEO: www.youtube.com/smartptt

ALSO FROM ELCOMPLUS





SmartPTT ENTERPRISE

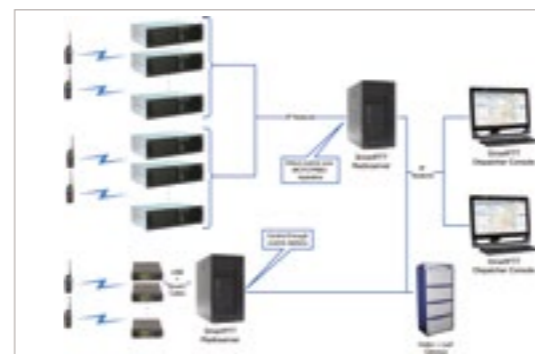
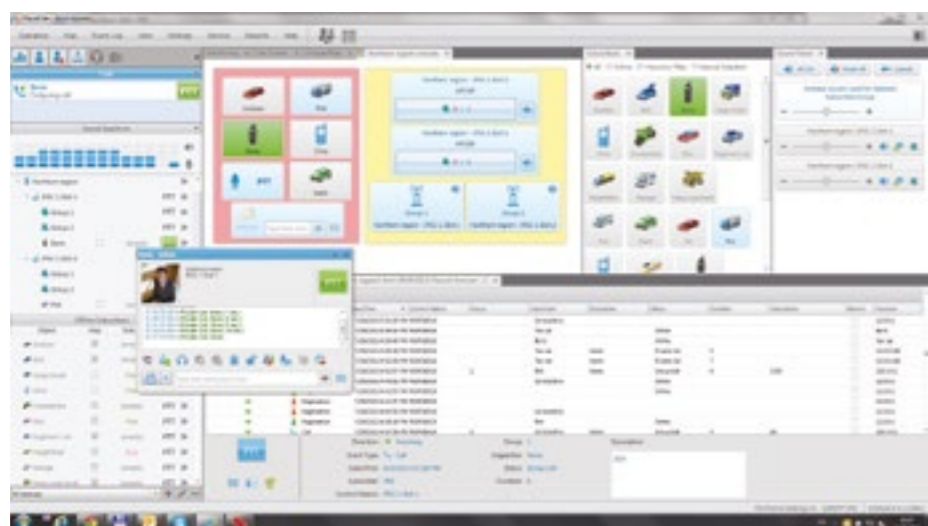
COMPLETE DISPATCH AND FLEET MANAGEMENT SOLUTION FOR MOTOTRBO SYSTEMS

SmartPTT Enterprise is a complete software solution to establish full control of subscribers in MOTOTRBO systems with a wide range of features and support for:

- Multi-site and multi-channel systems
- Trunking or pseudotrunking systems
- Advanced telephone interconnect
- Call bridging between different systems (analogue, digital, E&M).

SmartPTT Enterprise connects directly to MOTOTRBO repeaters via a combination of IP protocol and control stations acting as gateways, so it's an ideal solution for IP Site Connect, Capacity Plus, Linked Capacity Plus and Connect Plus systems. In IP Site Connect networks, two-way voice and data calls are supported over IP. In Capacity Plus, Linked Capacity Plus and Connect Plus systems, two-way data operations are managed over IP using the Network Application Interface Data (NAI-D) and voice operations through control stations. The direct IP connection to repeaters supplements the use of control stations as gateway to radio systems, simplifying system deployment and minimising the costs. The Client-Server architecture of the application allows building dispatch systems consisting of multiple radio networks and dispatcher consoles.

SmartPTT Enterprise



SmartPTT ENTERPRISE ARCHITECTURE

SYSTEM REQUIREMENTS

Radio Hardware / Releases Compatibility

MOTOTRBO radios with firmware R1.8 or higher.

Computer Hardware / Operating Systems

Windows 7/8/Server 2008, Intel Core i3 or higher, minimum 2 Gb RAM, no less than 12 GB available hard drive space.

Interfaces

Ethernet.

MOTOTRBO System Architecture

IP Site Connect, Capacity Plus, Linked Capacity Plus, Connect Plus, Standalone repeaters, Analogue systems (MDC1200, Select 5).

Other Requirements

Monitor, microphone and speakers or headset for dispatcher.

KEY FEATURES & BENEFITS

- Full-functional dispatch control over MOTOTRBO system to enhance performance of employees.
- Interfaces with radio system via IP connection to repeaters or through the control stations.
- Improved employees safety through GPS and Indoor tracking with geofencing.
- Most effective communications with Text Messaging, Job Ticketing and Telemetry.
- Call bridging between different systems (analogue, phone, digital, E&M).
- Highly customizable user interface.
- Optimized architecture to build effective dispatching system of any size and topology.
- Rapid and cost-effective system deployment.
- Increased system reliability with constant monitoring of infrastructure performance.

Standard Features:

- Radio Dispatch.
- GPS Tracking.
- Voice Recording.
- Job Ticketing.
- Event Logging.
- Text and Data Transfer.
- Lone Worker.
- Telemetry.
- Fleet Management.

Optional Features:

- System Monitoring.
- Telephone Interconnect.
- Indoor Tracking.
- Man Down.
- Web Client.
- Radio Network Bridging.
- Mobile Solutions.

FIND OUT MORE

WEB: www.smartptt.com
 BROCHURE: <http://smartptt.com/marketing>
 VIDEO: www.youtube.com/smartptt

ALSO FROM ELCOMPLUS

**SmartPTT
ENTERPRISE**
SMARTPTT
ENTERPRISE IS AN
IDEAL CONTROL
ROOM SOLUTION
FOR REPEATER-
BASED MOTOTRBO
SYSTEMS WITH A
WIDE RANGE OF
ADVANCED FEATURES
LIKE INFRASTRUCTURE
MONITORING, PHONE
INTERCONNECTION,
AND BRIDGING
BETWEEN VARIOUS
TYPES OF RADIO
NETWORKS.

MARKETS

Power, Oil & Gas, Manufacturing
Facilities, Mining, Public
Transportation, Public Safety,
Emergency Services, Utilities.

DISTRIBUTION

Worldwide.

LANGUAGES

Arabic, English, French,
German, Italian, Korean,
Polish, Portuguese, Russian,
Slovak, Spanish, Turkish.





TEXT@TRBO™

SIMPLE TEXT TO EMAIL GATEWAY

With text@trbo™ radios can send, receive and reply to emails as text messages. text@trbo™ was uniquely designed as a true middleware component: it is very easy to deploy, effective and can run unattended for years. Minimal configuration is required: users only need to enter the email server and the list of email addresses allowed to reach the radios and the application automatically detects control stations and subscribers.

Email is the most popular technology used as the conduit for work orders and alerts from fire alarms, machinery that requires attention and weather reports. It also allows to reach cell phone users via SMS.

text@trbo™ is deployed in hospitality with HotSOS, Guestware, StarGuest, etc. in hotels: JW Marriott, Hilton, Omni, Starwood, Hyatt, Sheraton, Intercontinental and other properties. Also deployed with building management system by IBM Maximo and others.

TEXT@TRBO™
TEXT@TRBO™ WAS DESIGNED AS A TRUE MIDDLEWARE COMPONENT. AS SUCH IT IS VERY EASY TO DEPLOY, EFFECTIVE AND MORE IMPORTANTLY AFFORDABLE.

MARKETS

Hospitality, Utilities, Public transit, Municipality operations, Retail delivery operations, Tow truck operators, Health services, Security, Transportation, Agriculture, Communications, Construction, Education, Government, Manufacturing, Real Estate, Distribution.

DISTRIBUTION

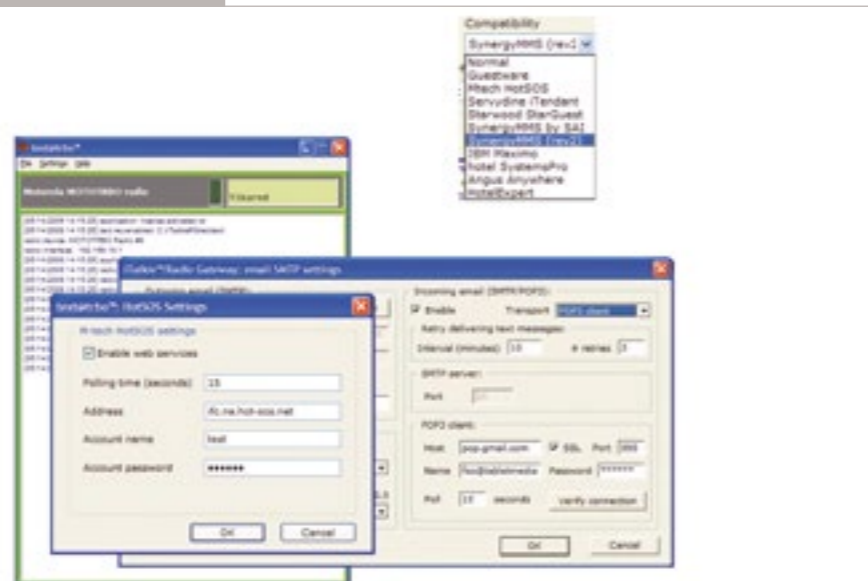
Worldwide.

LANGUAGES

English.

Other languages available upon request at no extra cost.

TEXT@TRBO™



SYSTEM REQUIREMENTS

Radio Hardware / Releases Compatibility

Any Motorola MOTOTRBO radio with firmware 1.08.32 and up. Motorola NAI Data wireline interface.

Computer Hardware / Operating Systems

MS-Windows XP / Vista / 7 / 8 PC with 1.5GHz CPU and 1GB RAM, email server (e.g. onsite MS-Exchange or offsite Google Apps, GoDaddy, etc.).

Interfaces

USB for control stations or Ethernet for NAI Data repeater interface. Ethernet for network access.

MOTOTRBO System Architecture

Simplex, Conventional repeater, IP site connect, Capacity Plus, LCP.

Other Requirements

Besides MOTOTRBO CPS programming, basic networking and PC installation skills.

KEY FEATURES & BENEFITS

- Increases employee productivity
- Messaging is inherently faster, more accurate and less obtrusive than voice communications
- Creates a mobile radio-email hotspot by running it on a notebook with a 3G card
- Messages are stored locally and forwarded again if the radio is unavailable
- Reliable HotSOS web services support replaces need for email servers
- Create tickets from the radio and update the status of rooms
- Private and group messages
- Unlimited number of radios and email users
- Support for up to 24 control stations
- Supports TLS/SSL encryption
- Unlimited message storage
- Control station or wireline repeater interface (data)
- Automatically starts with Windows
- Thin client with light CPU utilisation
- Bounce back email notification
- Supports Job Ticketing capabilities of SL-series radios
- Supports mixed-mode ticketing on SL and XPR radios

FIND OUT MORE

DATA SHEET: www.tabletmedia.com/text@trbo.pdf
QUICKSTART GUIDE: www.tabletmedia.com/wt/text@trbo_quickstart.pdf
MANUAL: www.tabletmedia.com/wt/text@trboGuide.pdf

ALSO FROM TABLETMEDIA



TEXT@TRBO PLUS™

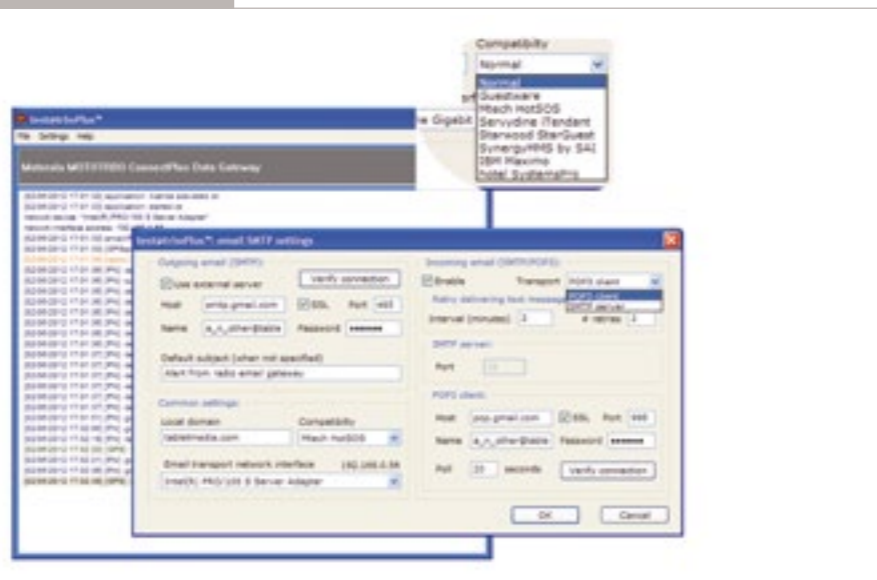
CONNECT PLUS TEXT TO EMAIL GATEWAY

With text@trboPlus™ radios can send, receive and reply to emails as text messages. text@trboPlus™ was uniquely designed as a true middleware component: it is very easy to deploy, effective and can run unattended for years.

It requires minimal configuration. Simply enter the email server and the list of email addresses allowed to reach the radios - it automatically detects the subscribers! text@trboPlus™ was specifically designed to support MOTOTRBO radios running on Connect Plus networks. It does not require any additional option board, control stations or hardware components.

Email is the most popular technology used as the conduit for work orders and alerts from fire alarms, machinery that requires attention and weather reports. It also allows you to reach cell phone users via SMS. text@trboPlus is widely used in the hospitality industry, deployed with HotSOS, Guestware, StarGuest, etc. in hotels such as JW Marriott, Hilton, Omni, Starwood, Hyatt, Sheraton, Intercontinental and other chains. It is also deployed with building management system by IBM Maximo and others.

TEXT@TRBO PLUS™



SYSTEM REQUIREMENTS

Radio Hardware / Releases Compatibility

MOTOTRBO radio with Connect Plus firmware 1.1 and up.

Computer Hardware / Operating Systems

MS-Windows XP / 7 / 8 PC with 1.5GHz CPU and 1Gb RAM, email server (e.g. onsite MS-Exchange or offsite Google Apps, GoDaddy, etc.).

Interfaces

Ethernet for network access.

MOTOTRBO System Architecture

Connect Plus.

Other Requirements

Besides MOTOTRBO CPS programming, basic networking and PC installation skills.

KEY FEATURES & BENEFITS

- Private and group messages.
- Unlimited number of radios and email users.
- Direct IP interface to XRC9000 controller.
- Supports TLS/SSL encryption.
- Unlimited message storage.
- Automatically starts with Windows.
- Thin client with light CPU utilisation.
- Bounce back email notification.
- Supports Job Ticketing capabilities of SL-series radios.
- Supports mixed-mode ticketing on SL and XPR radios.
- Increases employee productivity.
- Messaging is faster, more accurate and less obtrusive than voice communications.
- Suitable for work order management applications.
- Email can be used to reach cell phone users via SMS.
- Messages are stored locally and forwarded with multiple retries if the radio is unavailable.
- Bounce back email notification.
- No control stations required.

FIND OUT MORE

DATA SHEET: www.tabletmedia.com/text@trboPlus.pdf

MANUAL: www.tabletmedia.com/wt/text@trboPlusGuide.pdf

ALSO FROM TABLETMEDIA

MARKETS

Hospitality, Utilities, Public Transit, Municipality Operations, Retail Delivery Operations, Tow Truck Operators, Health Services, Security, Transportation, Agriculture, Communications, Construction, Education, Government, Manufacturing, Real Estate, Distribution.

DISTRIBUTION

Worldwide.

LANGUAGES

English.

Other languages available upon request at no extra cost.



TRBOnet ENTERPRISE

ADVANCED DISPATCHER FOR ALL MOTOTRBO SYSTEM TOPOLOGIES

TRBOnet Enterprise is a premium PC based client/server dispatcher software application for MOTOTRBO Capacity Plus, Linked Capacity Plus, IP Site Connect and Connect Plus.

The solution incorporates Geo and indoor positioning as well as text messaging, voice recording and telemetry processing. These features provide a complete overview of all station and unit activity for fast problem localisation, job assignment, control and documentation. All data is recorded continuously and stored for an unlimited period and can then be used for further investigation or growth planning.

It supports digital as well as analogue channels that could be helpful for clients during their migration period. It also makes response to emergency quick and effective, and can be used to link multiple agencies or departments at the touch of a button by the dispatcher.

TRBOnet Enterprise can be connected to repeaters directly via IP without the need for any additional hardware (control stations).

TRBOnet ENTERPRISE USER INTERFACE



**TRBOnet
ENTERPRISE**
SPECIFICALLY
DESIGNED FOR
DISPATCH CENTRES
THAT MONITOR
LARGE AMOUNTS OF
TRAFFIC, TRBOnet
ENTERPRISE
PROVIDES A
COST-EFFECTIVE
AND POWERFUL
SOLUTION FOR
VOICE, TEXT,
TELEMETRY
DISPATCHING AND
RECORDING AS
WELL AS LOCATION
TRACKING AND
CONTROL.

MARKETS

Public Safety, Emergency Services, Transport Enterprises, Municipal Services, Police, Security, Taxi, Medical, Transportation.

DISTRIBUTION

Worldwide.

LANGUAGES

German, French, Spanish, Italian, English, Portuguese, Polish, Czech, Russian.

Other languages possible on request.



SYSTEM REQUIREMENTS

Radio Hardware / Releases Compatibility

MOTOTRBO radio with firmware 1.8 and above.

Computer Hardware / Operating Systems

Windows 7 / Windows 8 / Windows Server.

Interfaces

UDP/IP connection to repeaters or USB cable for Control Radios.

MOTOTRBO System Architecture

Single MOTOTRBO repeaters, IP Site Connect, Capacity Plus, Linked Capacity Plus, Connect Plus.

Other requirements

PC experienced user.

KEY FEATURES & BENEFITS

- True IP VoiceDispatch Console.
- Full Monitoring: Voice, GPS, Text Messages, Telemetry, Data.
- Vector or Raster Maps: Google Earth, OpenStreetMap, Shape, MapInfo.
- Access to the radio network via PC: Multi-user access to Radio Server.
- All channels supported: digital, analogue, MDC, SIP.
- Automation Features: Lone Worker, Stun Kill Passive Mode, Scheduled Text Messages, Email Gateway.
- Voice Communications Management & Voice Recording.
- Cross Patch.
- Intercom.
- Telephone Interconnect.
- ARS Functions + Status Monitoring.
- GPS Positioning on raster or vector maps.
- Telemetry In / Out Support.
- GeoFencing and Speed Control.
- Event Logging, Reporting.
- Data Export Services.

FIND OUT MORE

WEB: www.trbonet.com/productview.aspx?id=10

FLYER: www.trbonet.com/download/materials/TRBOnet_Solutions_Tri_fold_brochure_en.pdf

ALSO FROM NEOCOM



TRBOnet JOB TICKETING


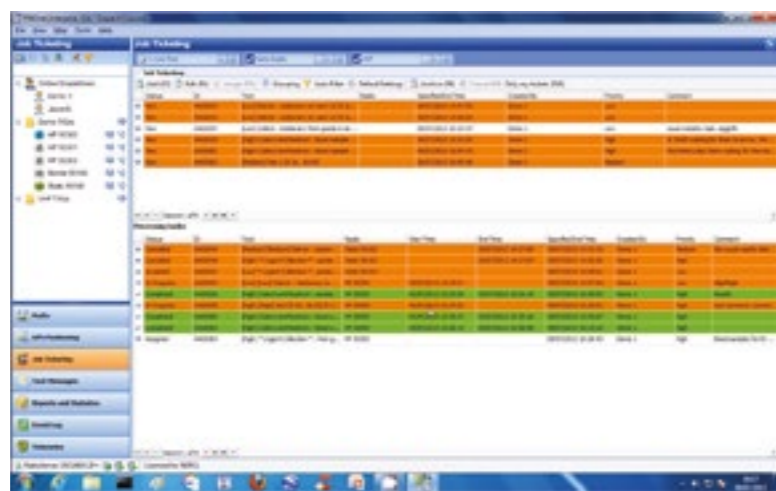
JOB TICKETING SYSTEM FOR SL RADIOS

**TRBONET
JOB TICKETING**
REDUCING
VOICE TRAFFIC
AND REACTION
TIME, TRBONET
JOB TICKETING
AUTOMATES TASK
MANAGEMENT,
INCREASING
PRODUCTIVITY AND
STREAMLINING
PROCESSES FOR
BUSINESS-CRITICAL
ENTERPRISES.

TRBOnet™ Job Ticketing enables the 'Job Ticketing' feature for all MOTOTRBO SL radio users. TRBOnet Job Ticketing is an integrated ticketing system which allows dispatchers to create, assign and track job tickets through the radio network. When a radio user receives a task which is displayed in the MOTOTRBO Job Tickets menu (SL radios only), jobs can be accepted or declined by a simple one-button-click or by sending a predefined text message. TRBOnet Job Ticketing's predefined response menu is extremely easy to use and job statuses are customisable meaning they can be adapted for the customer's business. TRBOnet tracks the status of all tickets in real time and notifies the dispatcher if a ticket is about to be overdue.

Workers get an extremely easy control of their tasks with a simple predefined response menu while the Management gets a very effective and user-friendly tool to control business processes. At any time, the dispatcher knows who is working and on what, when the deadline is and how long the job actually took.

TRBONET JOB TICKETING USER INTERFACE



SYSTEM REQUIREMENTS

Radio Hardware / Releases Compatibility

MOTOTRBO radio with firmware 1.8 and above.

Computer Hardware / Operating Systems

Windows 7 / Windows 8 / Windows Server.

Interfaces

UDP/IP connection to repeaters or USB cable for Control Radios.

MOTOTRBO System Architecture

Single MOTOTRBO repeaters, IP Site Connect, Capacity Plus, Linked Capacity Plus, Connect Plus.

Other Requirements

PC experienced user.

KEY FEATURES & BENEFITS

- Improves business processes.
- Automates job workflow to employees.
- Reduces voice traffic, system usage and reaction time.
- Maximum visibility on jobs.
- Available on SL radios and all full display radios.
- Real-time job tickets tracking.
- Job templates.
- Scheduled jobs (coming soon).
- Task control panel.
- Management Dashboard.
- Job tracking against a deadline.

FIND OUT MORE

WEB: www.trbonet.com/JobTicketing.aspx

FLYER: www.trbonet.com/pdf_files/MOTOTRBO_Job_Ticketing_leaflet.pdf

ALSO FROM NEOCOM

MARKETS

Hotels, Transportation, Emergency Services.

DISTRIBUTION

Worldwide.

LANGUAGES

German, French, Spanish, Italian, English, Portuguese, Polish, Czech, Russian.

Other languages possible on request.



WEBTRACKER@TRBO™

CLOUD-BASED AVL FLEET TRACKING

webtracker@trbo™ is a browser-based service to track radios. Its strength lies in reliability, the amount of reporting and alerting and the user management capabilities. It is a cloud-based system that interfaces to the radio networks via both the text@trboPlus™ gateway for ConnectPlus and iTalkie™/RG gateway for all other networks.

Customers can simultaneously support different type of radio networks and still see their subscribers on one single screen.

Built from the ground up as a cloud server it runs on Linux, it is fast, reliable and allows thousands of users.

Within the application, it is possible to create multiple accounts, each account has its own set of radios which can be assigned to one or more group (e.g. security, maintenance, etc.) and has multiple users assigned to each group or special access rights.

WEBTRACKER@TRBO™

WEBTRACKER@TRBO™ ANSWERS THE REQUESTS OF MANY USERS THAT REQUIRE UBIQUITOUS ACCESS, USERS WITH DIFFERENT ACCESS RIGHTS, AS WELL AS EXTENSIVE HISTORY, REPORTING AND ALERTING CAPABILITIES.

MARKETS

Utilities, Taxi operators, Public transit, Municipality operations, Retail delivery operations, Tow truck operators, Health services, Security, Transportation, Hospitality industry, Agriculture, Communications, Construction, Education, Government, Manufacturing, Real Estate, Distribution.

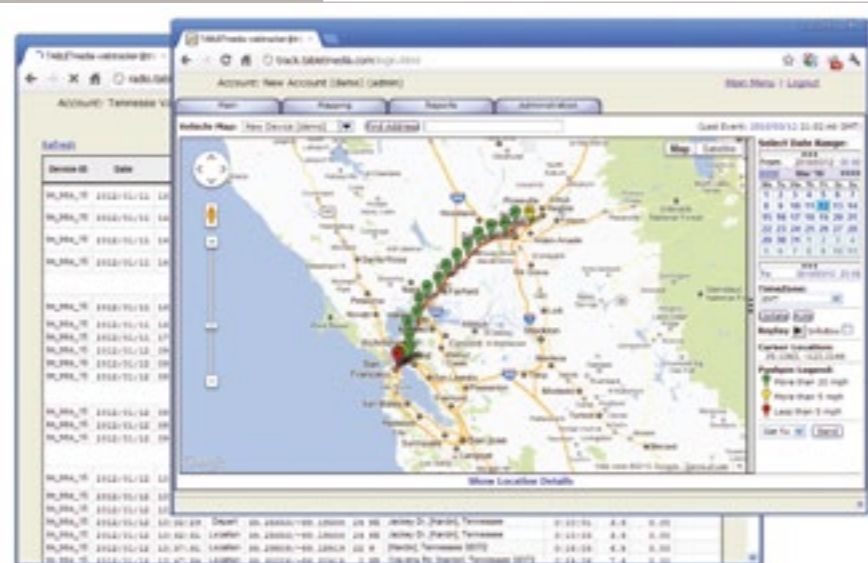
DISTRIBUTION

Worldwide.

LANGUAGES

English, French Spanish, German, Greek, Italian, Hungarian, Dutch, Portuguese, Romanian, Russian, Slovak, Serbian, Turkish

WEBTRACKER@TRBO™



WEBTRACKER@TRBO™ INFRASTRUCTURE

SYSTEM REQUIREMENTS

Radio hardware / Releases Compatibility

Any Motorola MOTOTRBO radio with firmware 1.08.32 and up (1.1 for Connect Plus).

Computer Hardware / Operating Systems

MS-Windows XP / Vista / 7 / 8 PC with 1.5GHz CPU and 1GB RAM, DSL-class internet connection.

Interfaces

USB for control stations or Ethernet for NAI Data repeater or Connect Plus controller interface. Ethernet for network access.

MOTOTRBO System Architecture

Simplex, Conventional repeater, IP site connect, Capacity Plus, Linked Capacity Plus, Connect Plus, Enhanced GPS.

Other Requirements

Besides MOTOTRBO CPS programming, basic networking and PC installation skills.

KEY FEATURES & BENEFITS

- No upfront investment.
- Comprehensive feature set.
- Simple to deploy.
- Accessible from any browser, iPad and smartphone.
- Simple business model: one-time setup fee and nominal annual per radio fee - gateways, support and maintenance included.
- Desktop-like UI with drop-down menus.
- OpenStreetMaps or Google with traffic.
- Maps of groups or individual radios.
- Animated breadcrumbing.
- Center maps on radio.
- Easy-selectable reporting range.
- Several pre-defined reports.
- Customisable reports.
- Unlimited geofences and geocorridors.
- Flexible and extensive rule-based alerts engine.
- Messaging via email.
- Ready for additional car telematics.
- Export options: Excel, XML, SOAP, etc.
- Multiple foreign languages supported.

FIND OUT MORE

DATA SHEET: <http://tabletmedia.com/webtracker@trbo.pdf>

MANUAL: <http://tabletmedia.com/wt/webtracker@trboUserGuide.pdf>

ALSO FROM TABLETMEDIA



ZONITH R2R RECORDING™

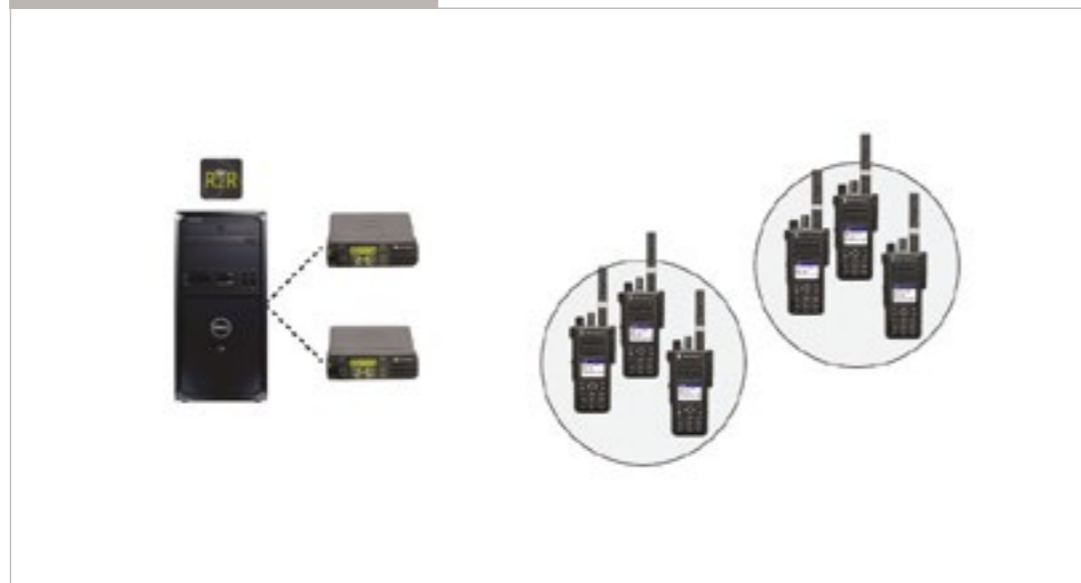
RECORDING FOR RADIO-TO-RADIO AND PHONE-TO-RADIO TRANSMISSIONS

Radio-to-Radio Recording (R2R) provides customers with additional use of the data gathered from their radio transmissions. The R2R Recording solution allows network administrators to record, log and playback any group call on MOTOTRBO two-way radio networks. More importantly, this application allows users to record both radio-to-radio and phone-to-radio conversations. The application is very versatile and can monitor both Local and Wide Area Channels. Accessing the radio data is easily done via the intuitive desktop application. R2R never records dead air which makes listening to playbacks time efficient. Data is properly logged with detail information to make finding the information easy and effortless.

By recording their radio conversations, companies can later use this information to:

- Increase Customer service assurance by reviewing response actions to client requests.
- Improve training with the use of real-life material and examples.
- Minimise their legal liability by reviewing the radio recordings of specific incidents.
- Significantly improve accountability by reviewing the response of specific workers or talk groups.
- Enhance audit trails with the audio data of radio-to-radio and phone-to-radio communications.

R2R RECORDING SYSTEM ARCHITECTURE



ZONITH R2R RECORDING™

R2R IS A SIMPLE RADIO RECORDING SOLUTION THAT ALLOWS NETWORK ADMINISTRATORS TO RECORD, LOG AND PLAYBACK ANY RADIO TALKGROUP CALLS AND PHONE-TO-RADIO CALLS ON THEIR MOTOTRBO RADIO NETWORK.

MARKETS


Hospitality, Natural Resources, Manufacturing, Utilities, Education, Building Management, Correctional Facilities.

DISTRIBUTION

North America (NA), Latin America (LACR), Europe/Middle East/Africa (EMEA), Asia Pacific (APAC).

LANGUAGES

English.



SYSTEM REQUIREMENTS

Radio hardware / Releases compatibility

1 DM3600 or DM4800 series mobile radio per radio channel and/or radio talk group to be recorded. Radio firmware version 1.09.00 or greater.

Computer Hardware / Operating Systems

PC Dual-core 2GHZ CPU or higher, 4Gb RAM, Windows 7 Professional 32 or 64 bit or Windows 8 Professional 32 or 64 bit, 10/100/1000 Ethernet LAN, PCI-E slots for Sound Cards per recorded channel/talk group.

MOTOTRBO System Architecture

Simplex, Conventional, IP Site Connect, Capacity Plus, Linked Capacity Plus and Connect Plus.

KEY FEATURES & BENEFITS

- Intelligent recording: no dead air is ever captured.
- Files are saved in .wav format for easy download and playback.
- Detailed logging information (Channel IS, time and date stamp, file size).
- Records 1000's of hours of audio that can be pushed for backup for archiving and safekeeping.
- Local and Wide Area Channel recording for a flexible solution.
- Intuitive interface for simple navigation.

FIND OUT MORE

WEB: www.teldio.com/products/r2r/

BROCHURE: http://media.teldio.com/collateral/product_collateral/Teldio-R2R-Brochure.pdf

ALSO FROM ZONITH



SAFETY



SAFETY

Protect personnel working alone or in hazardous environments with a variety of safety solutions. The “Man Down” application automatically notifies dispatch if the radio falls at a specific angle or if there is no radio activity for a pre-determined amount of time, ensuring workers can get assistance even when they are unable to call for help. For indoor personnel monitoring where GPS won’t work – such as shopping malls or manufacturing plants – new technologies are available to locate and dispatch the closest person, providing better customer service, optimising the use of resources and enhancing safety. Automated alarm management instantly alerts the right person in the event of an incident such as an electrical fault, mechanical failure, fire or panic alarm by sending a text message to a user’s MOTOTRBO radio.

Alarms can be acknowledged and deactivated remotely to reduce unnecessary callouts and data can be stored for historical reference.



B-AQUASAFE

AUTOMATIC MAN-OVER-BOARD ALARM SYSTEM WITH GPS POSITIONING FOR MARITIME PERSONNEL SAFETY

B-AQUASAFE is an automatic man-over-board alarm system for the safety of personnel working at sea. The system relies on a water sensor which is attached to the radio terminal and fitted to the life jacket. For small isolated installations, the system can operate in DMO mode and when operating with a repeater a Central Alarm Unit can be integrated in the solution.

When the sensor is submerged in water, it automatically generates an alarm message which is transmitted to other terminals, stating the alarm type and the identity of the terminal issuing the alarm.

The Central Alarm Unit can receive water alarms from the entire radio network, dispatch the alarm as email or SMS alarm messages to defined PC's and mobile smartphones. In addition, it can monitor the GPS position of the terminal generating the alarm which can greatly reduce rescue response time. It is also possible to display the GPS position of the device that triggers the alarm on a digital map.

The Alarm Unit can also run system checks to ensure that the B-AQUASAFE system works in accordance with specifications and thereby continuously protects the staff in the most safely way.

B-AQUASAFE
DELIVERING
IMMEDIATE AND
AUTOMATIC
ALARM MESSAGES
TO DEFINED
USERS WITH
GPS POSITIONS,
B-AQUASAFE IS
THE SAFEST AND
MOST RELIABLE
SECURITY SYSTEM
FOR PERSONNEL
WORKING AT SEA.

MARKETS

Maritime Industry - Aquaculture, Offshore Wind Farms, Ports, Shipping, Fish Farming, Coastal Fishing Fleet.

DISTRIBUTION

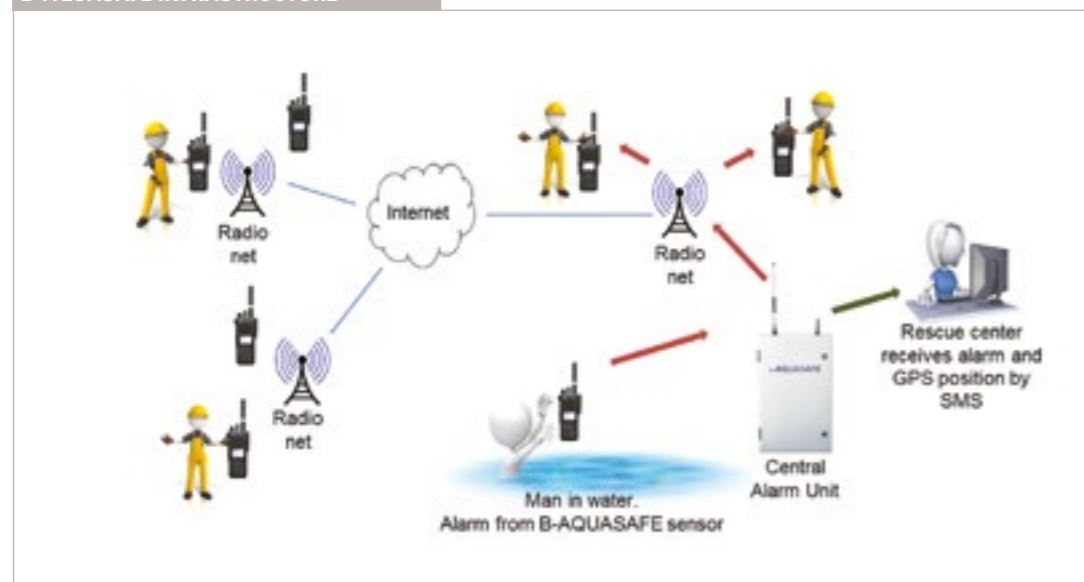
Worldwide.

LANGUAGES

English.

Alarm messages can be in local languages.

B-AQUASAFE INFRASTRUCTURE



B-AQUASAFE

SYSTEM REQUIREMENTS

Radio Hardware / Releases Compatibility

DP34xx/36xx and DP4xxx series terminals.

Computer Hardware / Operating Systems

Touch Screen PC.

Interfaces

MOTOTRBO Telemetry.

MOTOTRBO System Architecture

Direct mode terminals, single base station and IP-Site Connect, Capacity Plus and Linked Capacity Plus.

Other Requirements

It is required that the reseller is able to program MOTOTRBO radios and familiar with the CPS.

A programming guide for the B-AQUASAFE is available.

KEY FEATURES & BENEFITS

- Radio communication and security in the same unit.
- Can be used in both salt and fresh water with no need for calibration (self-calibrating).
- Water sensor does not need a separate battery.
- Water sensor is impervious to rain. The alarm will not activate, even during heavy rain.
- Custom life jacket with radio pocket.
- Can send alarm directly to the rescue center by SMS.
- Sends alarm to colleagues via radio terminal.
- Alarming terminal sends the GPS signal.
- The alarm unit has a built-in, safety tested, interactive touchscreen.

FIND OUT MORE

WEB: www.datamatik.no



DMR910 & DMR915

OPTION BOARD FOR MAN-DOWN, CALLOUT AND ISM-MODULE (RX/TX)

The option boards DMR910 and DMR915 expand the DP3000 and DP4000 MOTOTRBO radio series with advanced emergency call functions thanks to a Man Down and motion sensor. They can be used in variety of situations to ensure safety and monitoring of lone workers such as security guards and prison supervision, plant security and security against theft of mobile properties.

The Man Down sensor recognises changes in state and motion. Both functions, which may be activated individually or combined, release the emergency call scheme as programmed in the device.

The option boards can be used in conjunction with the optional ISM function to deploy a guard control system. The option board receives signals from ISM beacons and transmits them as detected checkpoints to the Real-Time Guarding software RTG6000. These ISM beacons ISM762 from ATS Elektronik are built into the object. As they are either battery or electric operated, they are network-independent. As soon as an activated option board is within reach of an ISM beacon it receives its individual ID and automatically transmits it to the RTG6000.

DMR910 & DMR915



DMR910 & DMR915
THESE OPTION BOARDS EXPAND THE MOTOTRBO DP3000 AND DP4000 RADIO SERIES BY ADDING ADVANCED EMERGENCY CALL FUNCTIONS THANKS TO A MAN-DOWN AND MOTION SENSOR.

MARKETS

Security Agencies, Prisons, Factory Security Officers.

DISTRIBUTION

Worldwide.

LANGUAGES

English, German.



SYSTEM REQUIREMENTS

Radio Hardware / Releases Compatibility

MOTOTRBO DP3400/01, DP3600/01 and MOTOTRBO DP4000 series.

IP Technology

PC with USB-Port, MS Windows XP, MS Windows 7.

Interfaces

For the DMR910: DMR9100 programming software and Motorola programming cable PMKN4012.

For the DMR915: DMR9150 programming software and Motorola programming cable PMKN4012B.

MOTOTRBO System Architecture

Single Site, IP Site Connect, Capacity Plus, Linked Capacity Plus.

KEY FEATURES & BENEFITS

- Man Down and motion sensor for motion and state recognition.
- No movement (motion alert).
- Theft alert in case of motion.
- ISM-Interface (889MHz) to Indoor-Radio-Localisation.
- Communication with guardiX-ISM.
- Real time guarding.
- Programmable function of Man Down and triggering angle.
- Pre-alert via radio loud speaker.
- Call out.
- Transmission of GPS position as a function of events (eg emergency call button).
- Special User Functions.

FIND OUT MORE

WEB: www.atsonline.de/en/mobile-radio/mototrbo/applications/dmr910.html

FLYER: www.atsonline.de/en/downloads/product-flyers.html

www.atsonline.de/de/downloads/produktinfoblaetter.html

ALSO FROM ATS ELEKTRONIK



DMRALert® ENTERPRISE

COMPLETE SOLUTION FOR ENTERPRISE SAFETY

DMRALert® ENTERPRISE is a complete dispatcher combining full automatic Indoor & Outdoor tracking, Guard Tour Patrol Management, Job Ticketing, Technical Alarm Dispatching, Lone Worker and Man Down Safety.

DMRALert® ENTERPRISE allows the management of different teams such as technical, security and cleaners, with all radio movements being tracked and recorded throughout the site and stored on the server. Localisation is done via wireless beacons which are battery powered meaning no third party network is required, and GPS. In order to enhance the tracking performance, the option board offers different possibilities to upload information to the server.

Thanks to different connectors to most used Building Management Systems (BMC), Fire Alarm Systems and also single alarms, technical staff is immediately informed when an alarm occurs. Geofencing enables to check tasks are being completed and if not, generate an alarm, and also alarms users if an unauthorised radio is in detected in an area. The Job ticketing functionality enables the creation and dispatch of tasks, and provides a colour-coded report on the dispatcher interface showing the status and progress of tasks.

DMRALERT® ENTERPRISE



**DMRALERT®
ENTERPRISE**
OFFERING FULL
CONTROL AND
EFFECTIVE
MANAGEMENT OF
YOUR MOTOTRBO
RADIO FLEET,
DMRALERT
ENTERPRISE
ENSURES THE
SECURITY OF YOUR
ENTERPRISE.

MARKETS

Industries, Prisons, Hospitals,
Data centers, Shopping Centres,
Skyscrapers, Leisure Centres.

DISTRIBUTION

EMEA.

LANGUAGES

English, French.



SYSTEM REQUIREMENTS

Radio Hardware / Releases Compatibility
MOTOTRBO.

Computer Hardware / Operating Systems
PC Windows Seven Pro, IP, USBs, sound.

MOTOTRBO System Architecture

Conventional MOTOTRBO, IP Site Connect, Capacity Plus,
Linked Capacity Plus, NAI Data, CSBK.

KEY FEATURES & BENEFITS

- Full automatic Indoor & Outdoor Tracking system.
- Guard Tour Patrol Management (Beacon, RSM/RFID, Wireless/RFID) with email reporting allowing management of different types of tours.
- Intelligent Alarm Dispatcher: connects to most used building Management Systems, Fire alarm systems and hypervisors such as: ABB, Siemens, Chubb, Def, Wago, Iologics, Winsup, Intouch, PCVue, MicroSesame, Pysm.
- Alarms can be sent to radios, phone sets, SMS/GSM, email, relay outputs.
- All information (location of staff, technical alarms...) is displayed on a multi-screen & multi-floor layout Maps GUI.
- IVR included.
- Text to Speech: translates "data" to Voice.
- Acknowledgement, escalation, group management.
- Job Ticketing & Task Management: the different colours of the dispatcher show which tasks are accepted, in progress, late or terminated.
- Lone Worker and safety features on Option Board: Man down, Loss of movement, dual transmission of alarm, transmit interrupt. Enhanced transmission of indoor and outdoor locations.
- Manual launch alert (evacuation...).
- Dispatcher.
- Voice Recording MP3.
- Visual and audible alarm on PC, the emergency facility is combined with location so you will know the location of the radio in alarm and also the technical alarm on maps.
- Group management, Dynamic group management, Temporary workers.
- Enhanced radio management.
- Text messaging SMS.
- Management of users & their rights.
- Client / Server (IP).
- Full Traceability.

FIND OUT MORE

WEB: www.telecoms.eiffageenergie.com

ALSO FROM EIFFAGE



DMRALert® GT

REAL-TIME GUARD TOUR PATROL MANAGEMENT

DMRALert® GT is a full real-time Guard Tour Patrol Management solution featuring pre-defined patrol routes management and real-time staff location, for full automatic staff management with network back-up.

DMRALert® GT application can be set up using 3 different devices: RSM/RFID, Wireless/RFID and Beacons. It is possible to combine the different devices to design customised solutions that will fit with any customer requirements. Whether utilising wireless beacon or RFID checkpoints, all checkpoints locations are logged and recorded in real-time with the MOTOTRBO radio ID.

The application can then deliver real-time information on the patrols on the customer map, along with alerts, voice tracking, etc, all backed up with full reports and statistical information. Detailed pdf reports of guard tours are created automatically and are sent to the board by email. The software offers 3 levels of tours monitoring, in order to maximize flexibility. A full automatic connection between GT and the radio is available to help the patroller and give him latest information regarding his tour at any time.

DMRALERT®GT



SYSTEM REQUIREMENTS

Radio Hardware / Releases Compatibility
MOTOTRBO, DP4xxx.

Computer Hardware / Operating Systems
PC Windows 7 PRO, IP, USB, Sound.

MOTOTRBO System Architecture
Conventional MOTOTRBO, IP Site Connect, Capacity Plus, Linked Capacity Plus, NAI Data, CSBK.

KEY FEATURES & BENEFITS

- Real Time Guard Tour Patrol Management.
- Devices: RSM or Wireless RFID reader, BEACON (mix possible).
- Lone Worker & safety management with Automatic dispatch of Alarm.
- Supervisor GUI: Multi floor layout maps.
- Management of Free, Programmed and Mixed patrols.
- GT to/from radio hand shake.
- Voice tracking on PC.
- Full Traceability – Statistics.
- Automatic Edition of Guard Tour report, transmission by Email.
- Text messaging SMS.
- Group management.
- Status management.
- Full Radio control: Activate/deactivate/listening to.
- Multi-PC: Client/Server Supervisor.

FIND OUT MORE

WEB: www.telecoms.eiffageenergie.com

ALSO FROM EIFFAGE

MARKETS

Safety, Security Services, Industry, Shopping Centres, DataCentres, Banks, Hospitals, Leisure industry, etc.

DISTRIBUTION

EMEA.

LANGUAGES

English, French.



HERMESTRX MAN DOWN

GPS BASED MAN DOWN AND LONE WORKER SYSTEM FOR MOTOTRBO



**HERMESTRX
MAN DOWN
WORKING
'SILENTLY' IN THE
BACKGROUND, THE
HERMESTRX MAN
DOWN SOLUTION
LET USERS USE
THEIR RADIO AS
NORMAL WHILE
ENSURING THEIR
SAFETY AND QUICK
RESPONSE IN CASE
OF EMERGENCY.**

hermesTRX Man Down is a hardware and software solution for MOTOTRBO portable radios that provides an effective Lone-Worker monitoring system. The hermesTRX Man Down solution is an important addition to worker safety programmes. It provides lone-workers and workers in hazardous environments with a mean to call for help in the event of emergency and automatically generates alarms in the event of a man down. The hermesTRX Man Down solution is extremely flexible and can be tailored to customer specific applications.

The hermesTRX Man Down board works 'silently' in the background enabling the user to utilise his portable radio as normal. Voice calls and data messaging are available just as before, however should the radio be placed at an 'unusual' angle, the radio will emit a pre-warning tone to the user. Should the user not correct the angle of the radio, the radio will automatically send out an emergency alert notification.

hermesTRX Man Down is fully integrated with the hermesTRX fleet management application or can also be deployed standalone.



SYSTEM REQUIREMENTS

Radio Hardware / Releases Compatibility

All MOTOTRBO Portables.

KEY FEATURES & BENEFITS

- Includes an option board which fits into the expansion slot of the MOTOTRBO radios.
- Man down software can be loaded on the hermesTRX option board or the Generic Option Board supplied by Motorola.
- Lone Worker.
- Man Down: radio automatically sends out an emergency alert notification.
- Hot Mike in case of emergency.
- Guard Control.
- Emergency voice call.

FIND OUT MORE

WEB: www.hermestrx.com/?page_id=125

ALSO FROM HERMES MICROCOM

MARKETS

Government and Enterprise, Guard Control, Hospitality, Education, Security, Military, Utilities, Taxi, Courier, Transportation, Manufacturing, Power Utilities, Public Safety.

DISTRIBUTION

Worldwide.

LANGUAGES

English, German.



HERNING SAFETY LOC

COMPLETE SOLUTION FOR INDOOR SAFETY

HERNING SAFETY LOC
HERNING SAFETY LOC IS AN INTEGRATED SOLUTION FOR THE SAFETY OF PEOPLE AND ASSETS DESIGNED FOR PROTECTION SERVICES OF BUILDING, HOTELS, PRISONS OR INDUSTRIAL SITES. IT WAS DESIGNED WITH PROFESSIONALS FROM THE PROTECTION SECTOR AND CONSTANTLY EVOLVE WITH THEIR NEEDS.

MARKETS

Prisons, Security Services, Maintenance Services, Local Authorities, Industrial and Commercial sites, Transportation, Construction.

DISTRIBUTION

Europe & Africa.

LANGUAGES

French, English.

Herning SAFETY LOC is a complete solution for indoor safety combining indoor localisation with active beacons and security, lone worker and man down applications.

The addition of an option card in the MOTORBO terminals can greatly increase their functionality. Herning SAFETY LOC is a set of firmware applications hosted on the option card. The option card has a beacon detection circuit (868 MHz ISM) providing a location address. This location address is sent to the Polyalerte application through the MOTOTRBO network, continuously or during guard tour and for specific events (man down, button press). Indeed, the application also provides detection of loss of verticality, alert of no movement, crash detect and a continuous testing of the radio link. A complete programming software and supporting documentation makes it easy to deploy the Herning SAFETY LOC application.

The solution includes battery-efficient ISM wireless beacons. The RFID tags can be read with an external Bluetooth reader. And the Polyalerte software manages the entire system: overview of location, broadcasting alarm voice messages, guard tour management in real time.

HERNING SAFETY LOC



HERNING SAFETY LOC

SYSTEM REQUIREMENTS

Radio Hardware / Releases compatibility

MOTOTRBO from R1.08.00 (DP/DM3000) or R2.04.01 (DM/DP4000).

Computer Hardware / Operating Systems

PC Windows XP / Vista / Seven / Win8.

MOTOTRBO System Architecture

MOTOTRBO Analogue channel, Direct mode, conventional system, IP Site Connect, Capacity Plus, Linked Capacity Plus, Connect Plus.

KEY FEATURES & BENEFITS

- Real-time transmission or only when an alarm is raised of the location of the last beacon sensed.
 - Optimisation in case of multiple beacons detection.
 - Rapid transmission rate (150 or 300 ms): meaning a detection even if rapid transit terminal.
 - ACK transmitted digitally with or without delay.
 - Beacon adjustable range: 2 to 10 meters.
 - Report Low battery detection beacon.
 - Self-powered beacons (lithium battery, autonomy 3 years).
 - Address of the beacon detected on the terminal display.
 - Beacon test tools available.
 - Updating firmware without disassembly via the GOBFlash utility.
 - Compatible with TRBOnet Application Dispatcher and Polyalerte.
 - Herning SAFETY LOC offers the same functionality as Herning SAFETY MD (loss of verticality, no movement, crash detect, loud bip location, positive security ...).
- Polyalerte functionality**
- Management of guard tour.
 - Real-time visualisation of terminals location.
 - Broadcast voice messages (alarm location, guard tour, on duty ...).
 - Multi system (DMR, TETRA, analogue).

FIND OUT MORE

WEB: www.herning.fr

ALSO FROM DATAHERTZ



HERNING SAFETY M.D.

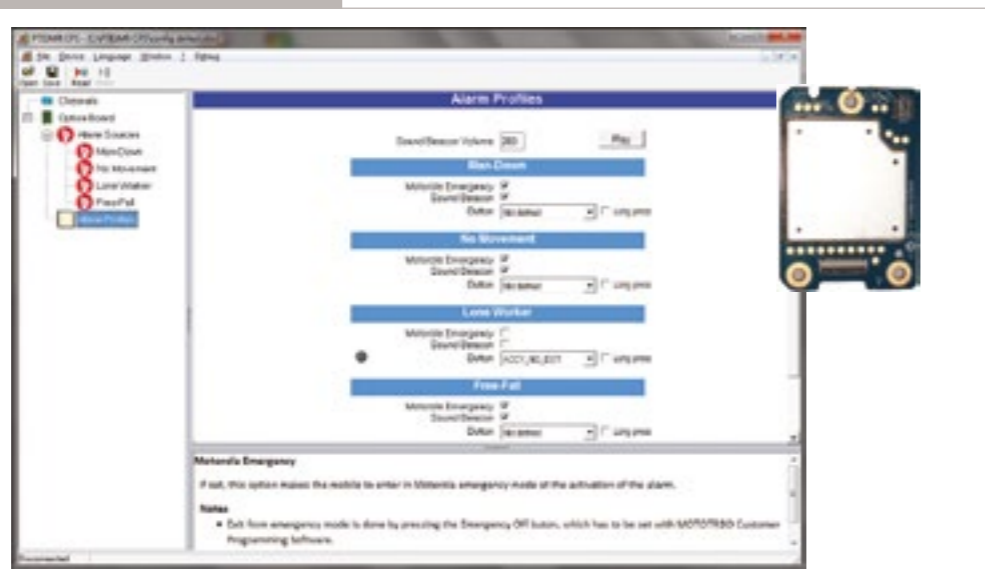
LONE WORKER SECURITY, LOSS OF VERTICALITY, MAN DOWN

The addition of an option card in the MOTOTRBO terminals can greatly increase their functionality. Hering SAFETY M.D. is a set of firmware applications designed for the security of lone workers. Hosted on the option card, Hering SAFETY M.D. applications include the detection of loss of verticality, no movement alert, free fall test and the radio link test.

A complete programming software including supporting documentation makes it easy to deploy Hering SAFETY M.D. applications. The applications are loaded on the option cards that are designed and manufactured by Motorola (PMLN5496AS (Dx3xxx) and PMLN5718AS (Dx4xxx)), ensuring seamless integration into the MOTOTRBO terminals and conformity with the RTTE, ROHS standards and Motorola recommendations such as temperature and reliability.

Optional RFID tag reader, external Bluetooth reader and beacon for indoor localisation are now also available.

HERNING SAFETY M.D INTERFACE



HERNING SAFETY M.D.
HERNING SAFETY M.D. PROVIDES A WIDE RANGE OF APPLICATIONS FOR SETTING UP AND CONFIGURING ALARMS ENSURING EFFICIENT RESPONSE TO EMERGENCY EVENTS OR ALERTS AND WORKERS SAFETY AT ALL TIMES.

MARKETS

Prisons, Security Services, Maintenance Services, Local Authorities, Industrial and Commercial Sites, Transportation, Construction Sites.

DISTRIBUTION

EMEA.

LANGUAGES

French, English.



SYSTEM REQUIREMENTS

Radio hardware / Releases compatibility

MOTOTRBO since version R1.08.00 (DP/DM3000) or R2.04.01 (DM/DP4000).

Computer Hardware / Operating Systems

PC Windows XP/Seven.

MOTOTRBO System Architecture

MOTOTRBO Analogue channel, Direct Mode, conventional, IP Site Connect, Capacity Plus, Linked Capacity Plus

KEY FEATURES & BENEFITS

Available alarms:

- Loss of verticality adjusting cone angle, delay and early warning detection, alarm and text displayed, dynamic calibration power.
- No movement, timing, alarm and customisable text. Ability to associate the alarm conditions for the loss of verticality (logical AND).
- Sudden fall: detection of rapid acceleration. Possible to set the range of detection.
- Crash detect: Detection of rapid acceleration. Setting the window of the detection.
- Safe link test: verifications of the radio link with the security base and of the user activity. On the fixed terminal, a test function will signal if a radio is no longer reachable.
- Telemetry: three inputs can be managed and combined to trigger an alarm (e.g. opening safety deposit box and engine running).

Actions in response to alarm conditions:

- Emergency mode is enabled: no need to have computer equipment for alarm processing.
- A loud beep location may be issued to facilitate the search for the victim.
- A simulation of pressing a button allows a large number of possibilities (phone call, activation output telemetry etc).
- Compatible with TRBOnet Dispatcher and PolyAlerte.
- Firmware update without disassembly via the GOB Flash utility.

FIND OUT MORE

WEB: www.herning.fr

ALSO FROM DATAHERTZ



K-TERM44

OPTION BOARD FOR DP/DM4XXX RADIOS - SELECT 5, MAN DOWN AND IN-HOUSE LOCALISATION

The K-TERM44 is an option board that can be fitted on the following radios: portable radios DP440x, DP460x and DP480x and mobile radios DM440x, DM460x and DM480x.

The following options are available on the K-TERM44 option board:

- Man Down sensor.
- Beacon receiver for in-house localisation.
- Select 5 decoding and encoding for special applications.

On analogue channels, the K-TERM44 is a select 5 decoding and encoding module with Man Down alarm functionality. On digital channels the following alarms can be set: Man Down, no movement, lone worker, telemetry input lines, manual alarm. It can be used for in-house localisation. Signals from beacons are detected (K-TERM70) and position is sent to the base.

Programming the functionality is easy thanks to the K-TERM CPS program. Once the option board is installed in the radio, and the radio attached to the PC with the Motorola USB cable, the CPS program allows users to set all parameters and save them in the option board. When a new option board firmware is released, it can be uploaded to the option board using the same CPS programme.

K-TERM44



SYSTEM REQUIREMENTS

Radio Hardware / Releases Compatibility

DP440x/DP460x/DP480x and DM440x/DM460x/DM480x.

Computer Hardware / Operating Systems

Windows 2000/XP/VISTA with installed Motorola USB drivers for connecting the DMR radios.

Interfaces

USB programming cable from Motorola.

Other Requirements

After installing the option board in the radio, the Motorola dealer must be equipped with the tools to restore the radio to become truly watertight. The necessary tools and information are available from Motorola.

KEY FEATURES & BENEFITS

- Lone Worker alarm.
- Man Down alarm.
- No movement alarm.
- Telemetry input line alarm.
- In-house localisation.
- Universal Option Board.
- 5-Tone Signaling.
- Console for analogue mode.
- All buttons programmable for encoding sequences.
- Customised options.

FIND OUT MORE

WEB: www.kilchherr.com

FLYER: www.kilchherr.com/page.php?id=sfhe7

ALSO FROM KILCHHERR ELEKTRONIK

MARKETS

All Vertical Markets.

DISTRIBUTION

Worldwide.

LANGUAGES

English, French, German.



K-TERM70

BEACON TRANSMITTER FOR IN-HOUSE LOCALISATION

The K-TERM 70 beacon transmitter is used in in-house localisation systems. It transmits unique identifying information together with additional service information.

The beacon is configured with the K-TERM Set-up Programme which allows users to set up the transmission power level and the transmission interval. Depending on the mounting position, the range is reliant on the adjusted power level and is between 0.5 metres and 25 metres. The battery supports operations for up to three or more years, depending on the transmission settings and the type of battery installed.

The standard case is a robust ABS case which is IP65 approved. The mounting screws are outside of the electronic chamber.

K-TERM70



SYSTEM REQUIREMENTS

Radio Hardware / Releases Compatibility

Radio with option board K-TERM42 or K-TERM44.
All radios DP3xxx and DP4xxx.

Computer Hardware / Operating Systems

Windows 2000 / XP / VISTA with installed Motorola
USB drivers for connecting the DMR radios.

Interfaces

K-TERM programming box for configuring and
updating K-TERM70.

KEY FEATURES & BENEFITS

- Beacon transmitter with battery.
- Battery life up to 3 years or more.
- Easy installation.
- Range programmable from 0.5 metres up to 25 metres depending on mounting position and building.
- IP65 (IP67 on demand).

K-TERM70
K-TERM70 IS
A POWERFUL
BEACON
TRANSMITTER FOR
IN-HOUSE
LOCALISATION
SYSTEMS.

MARKETS

All Vertical Markets.

DISTRIBUTION

Worldwide.

LANGUAGES

English, French, German.

FIND OUT MORE

WEB: www.kilchherr.com

FLYER: www.kilchherr.com/page.php?id=sfh8

ALSO FROM KILCHHERR ELEKTRONIK



TRBOMOVE

MAN DOWN/DEAD MAN OPTION BOARD FOR DP3000 AND DP4000 SERIES

TRBOMOVE is an option board providing man down and dead man features for portable MOTOTRBO 3000 and 4000 radio series.

Using a built-in 3-axis accelerometer, TRBOMOVE monitors radio movements and triggers an emergency procedure when abnormal situations arise. The man-down and anti-movement functions allow the users to programme alarms to generate emergency call if a radio remains unmoved or tilted for longer than the defined duration of time. Both functions can be used together or separately. The additional local alarm function facilitates finding a radio in a noisy environment.

TRBOMOVE provides advanced features for improving the safety of radio users who work alone, in isolated environments or hazardous areas. The option board low consumption means that the radio can still be used for a whole shift without the need to recharge the battery.

TRBOMOVE can run on Saitel TRBOWAX or Motorola GOB option board making possible to fit in radio series 3000 and 4000. Although it was developed for portable radios, it can also be fitted in mobile radios.

TRBOMOVE

TRBOMOVE PROVIDES KEY LONE WORKER FUNCTIONALITIES INCLUDING MAN DOWN, DEAD MAN, LOCAL ALARM, EMERGENCY CALL SETUP - IMPROVING THE SAFETY OF RADIO USERS WORKING ALONE, IN ISOLATED OR HAZARDOUS ENVIRONMENTS.

MARKETS

Public Safety (Police, Ambulance, Fire Brigades), Rescue Services, Transportation, Industry market (Oil & Gas, Steel Industries).

DISTRIBUTION

EMEA.

LANGUAGES

Italian, English.

Other languages on request.



SYSTEM REQUIREMENTS

Radio Hardware / Releases Compatibility

Radio Hardware: any portable MOTOTRBO radio 3000 and 4000.

KEY FEATURES & BENEFITS

- Provides key lone worker functionalities: man down, dead man, local alarm, emergency call setup.
- Seamless integration with Motorola MOTOTRBO radios 3000 and 4000 series.
- Suitable for radios with and without display.
- Digital mode supported.
- Low consumption meaning the radio can still be used for a whole shift without the need to recharge the battery.
- Can run on Saitel TRBOWAX or Motorola GOB option board.

FIND OUT MORE

WEB: www.saitel.it

ALSO FROM SAITEL



TRBOnet INDOOR

INDOOR LOCALISATION SYSTEM FOR MOTOTRBO

TRBOnet Indoor is a software and hardware system that allows positioning and control of digital MOTOTRBO subscribers indoors where GPS satellite navigation system signals are unavailable.

TRBOnet Indoor solution includes: Beacon (Transmitter), Option Board with antenna (Receiver) and TRBOnet software. The beacon transmitter K-TERM 70 is designed especially for the TRBOnet Indoor Localisation System. It transmits unique identifying information together with additional service information. The beacon range is from 0.5 m to 25 m. The option Board in the radio receives the IDs of beacons. The RSSI in the option board is used to define the beacon which is closest to the radio.

TRBOnet INDOOR
TRBONET INDOOR IS A COMBINED INDOOR, GPS, TEXT AND VOICE DISPATCH SOLUTION.

MARKETS

Prisons, Industry, Shopping Centres, Banks, Hospitals, Mines, Skyscrapers.

DISTRIBUTION

Worldwide.

LANGUAGES

English, German, French, Spanish, Italian, Portuguese, Polish, Russian.

Other languages possible on request.

TRBOnet INDOOR USER INTERFACE



SYSTEM REQUIREMENTS

Radio Hardware / Releases Compatibility
MOTOTRBO radio with firmware 1.8 and above.

Computer Hardware / Operating Systems
Windows 7 / Windows 8 / Windows Server.

Interfaces
UDP/IP connection to repeaters or USB cable for Control Radios.

MOTOTRBO System Architecture
Single MOTOTRBO repeaters, IP Site Connect, Capacity Plus, Linked Capacity Plus, Connect Plus.

Other Requirements
PC experienced user.

KEY FEATURES & BENEFITS

- Real time indoor tracking.
- Combined Outdoor and Indoor.
- On Alarm localisation.
- Lone Worker.
- Man Down.
- Text and Telemetry.
- Voice Dispatch and Voice Recording.
- Custom 2D and 3D maps with zoom capability.
- History.
- Reporting.
- Wireless installation.
- RSSI measurements.
- 2-3 year battery for Indoor transmitters, range of up to 25 meters (82 feet).
- Unattended indoor beacon implementation of the IP65 standard.

FIND OUT MORE

WEB: www.trbonet.com/indoor.aspx

FLYER: www.trbonet.com/pdf_files/TRBOnet_Indoor.ppt

ALSO FROM NEOCOM



VESSELWATCH
VESSELWATCH IS DESIGNED TO DELIVER THE RIGHT INFORMATION TO THE RIGHT CREW MEMBER RIGHT NOW. IT SIMPLIFIES THE COMMUNICATION SYSTEM ON BOARD, ENSURING KEY INFORMATION AND DATA IS DELIVERED TO THE RIGHT CREW MEMBER IN THE MOST EFFICIENT WAY POSSIBLE.

MARKETS

Marine Vessels, Hospitality, Building Management.

DISTRIBUTION

Worldwide.

LANGUAGES

English.

VESSELWATCH

FULLY COMPLIANT MARINE UHF RADIO SYSTEM

VesselWatch is a Windows-based multifunctional software application that allows users to communicate safely and securely with their crew and onboard guests. VesselWatch uses the MOTOTRBO digital radio network in combination with a VW gateway for seamless communication and interaction between the crew and their guests. It is fully compliant with the Maritime Labour Convention 2006 and the entire system can be OEM re-branded. From Basic Guest Services to Automatic Alarm Management, built with an intuitive GUI for ease of use, the system comes complete with a pre-built Ruggedized Central Processor.

Basic Guest Services - at the simple press of a button, either physically or virtually on a guest's smart phone or i-Pod, a request for attendance will be delivered to the relevant staff member, ensuring their immediate attention and response.

Job Tasking & Scheduled Reminders - jobs can be scheduled into VW system in advance or created at short notice, to ensure the crews basic tasks are never forgotten or ignored, saving time and money.

Alarms - with a single alarm interface device as standard, an alarm can be sent to either single or multiple radios. It is entirely up to users how they tailor the system to suit safe working practices, which would include their own alarm escalation protocols.

VESSELWATCH USER INTERFACE



SYSTEM REQUIREMENTS

Radio Hardware

MOTOTRBO radios with firmware 1.8 and above.
For full feature set, display radios are required.

Interfaces

Supports for Interfaces: I/O, DMR, SMS, RS232, RS485, RS422, MODBUS, TCP/IP, UDP.

Operating Systems

Windows 8.

MOTOTRBO Systems

Control Station / Single Repeater / IP Site Connect / Capacity Plus and Linked Capacity Plus.

Other Requirements

Knowledge of MOTOTRBO CPS and basic knowledge of PC program installation.

KEY FEATURES & BENEFITS

- **Radio to Radio Text Messaging:** Text messaging can be used when discretion is required, or routine communication needs to be delivered without interrupting other crew members or guests.
- **Remote Handset Shutdown:** Handset can be remotely shut down giving the vessel the peace of mind that their communication is secure.
- **Panic Alarm:** The radios are programmed to allow crew members to generate a panic alarm if they get into difficulty, alerting all crew members to take action.
- **Lone Worker:** Specific radio's can be placed in Lone Worker function. The radio then acts as a deadman alarm system alerting crew members of potential issues if no response is received.

- **Network Alert:** The system scans the vessels IT network. Alerts can be set if equipment goes 'Offline' and the notification is sent directly to the crew members radio.
- **Job Tasking:** Jobs can be scheduled in advance or input into the system as and when required. When run in conjunction with the Scheduled Reminders option, it ensures basic tasks are never forgotten, saving you time and money.
- **Ultra Secure:** VesselWatch has a standard 40Bit encryption on all voice and data communications. This ensures vessel communication is free from security breaches. Enhanced 256Bit encryption is available as a system upgrade.
- **Optimised Range:** Experience the far-reaching coverage of the VesselWatch System. IP Site Connect uses the Internet to extend coverage to create a wide-area network, while Capacity Plus single-site trunking expands capacity to over 1,000 users.
- **Alarm Notification:** The ability to connect to the vessels existing Alarm and Monitoring System (AMS) is a key feature. It allows notifications to be sent to selected crew members to ensure action is taken. Alarms can be grouped, avoiding unnecessary crew notifications reducing communication traffic.
- **Extra System Apps**
Alarms – Up to 72 I/O's.
Alarm Listeners - I/O, DMR, SMS, RS232, RS485, RS422, MODBUS, TCP/IP, UDP/IP.
TenderTow / Geo-Fence / SMS Messaging / Wind / Advanced Guest Services / 7 Day Weather.

FIND OUT MORE

WEB: www.vessel-watch.com
BROCHURE: <http://net-logic.co.uk/VW/VW%20Brochure.pdf>



ZONITH CENTRALISED LONE WORKER

INTELLIGENT LONE WORKER SOLUTION

Zonith's Centralised Lone Worker (CLW) application protects staff in volatile environments through continuous 'alive check' messages being sent when operating in dangerous areas. These areas are derived from the geo-fences set-up in the Indoor Positioning System (IPS) and/or GPS Mapping solution and can be labelled as 'safe' or 'unsafe'.

Through the Zonith positioning systems, the software can identify when a MOTOTRBO radio enters a dangerous workspace and raises an alarm if the employee does not respond to the message. CLW can be automatically activated based on the time of day or your location, and alarms can be escalated until acknowledged by a competent staff member.

With ZONITH CLW people are assured that their safety is monitored even if their radio or mobile phone fails or is out of coverage.



SYSTEM REQUIREMENTS

Radio Hardware / Releases Compatibility
MOTOTRBO firmware release 2.3 or higher.

Computer Hardware / Operating Systems
PC Dual-core 2GHZ CPU or higher, 4Gb of system RAM
Windows Server or Windows 7.

MOTOTRBO System Architecture
Direct, Conventional Repeater, IP Site Connect,
Capacity Plus.

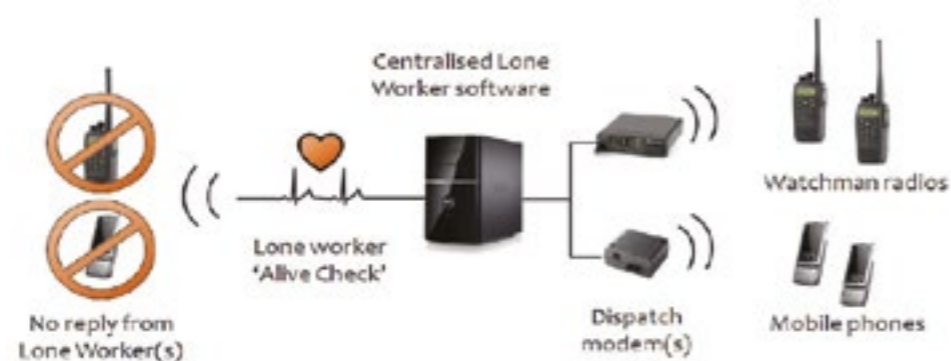
Other Requirements
Works in conjunction with Zonith Indoor Positioning System (IPS) and/or GPS Mapping Solution required.

KEY FEATURES & BENEFITS

- **Alive Check** - CLW 'Alive Check' messages can be sent as often as you want. Lone Workers have a fixed amount of time in which to respond - if they fail to respond an alarm is immediately raised to the support staff.
- **Retry Option** - Lone Workers need flexibility and can't always respond even when safe. The 'Retry' feature gives users the option to wait for the next 'Alive Check' without triggering an alarm.
- **Lone Worker Security** - CLW messages can be defined and easily changed by the administrator, guaranteeing only the right people are responding. If an incorrect message is returned, an alarm is immediately raised.
- **Alarm Escalation** - In the event that a Lone Worker fails to respond to an 'Alive Check' message, CLW will automatically escalate the alarm notification to ensure that action is taken.

ZONITH CENTRALISED LONE WORKER CENTRALISED LONE WORKER IS A CENTRAL APPLICATION THAT REGULARLY SENDS MESSAGES TO STAFF TO CHECK IF THEY ARE SAFE. IF NO-ONE RESPONDS AN ALARM IS IMMEDIATELY RAISED.

ZONITH Centralised Lone Worker



FIND OUT MORE

WEB: www.zonith.com/products/clw

ALSO FROM ZONITH



ZONITH GIPS

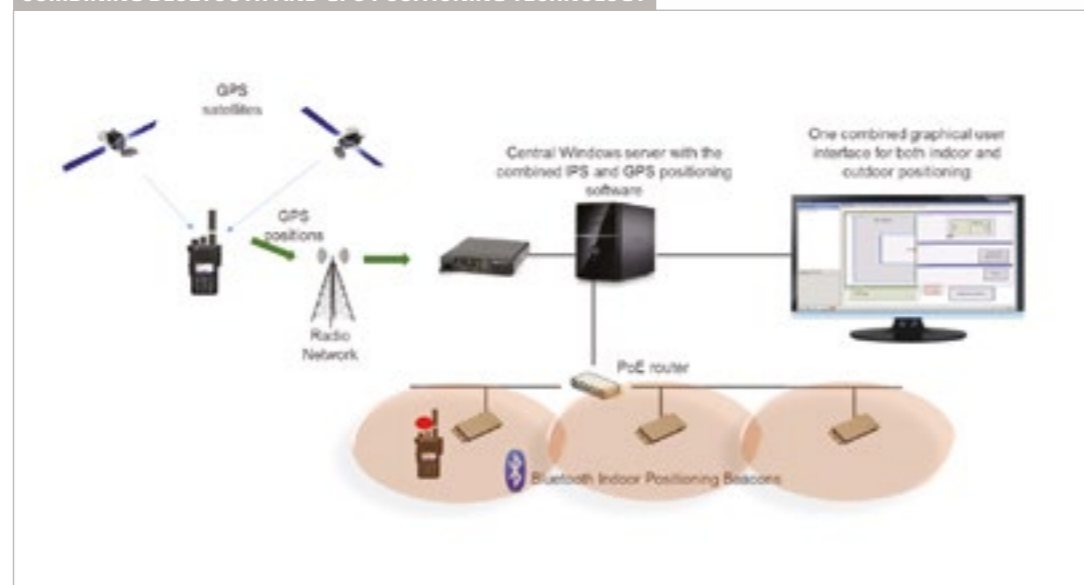
COMBINED GPS & INDOOR POSITIONING SYSTEM

GIPS tracks Motorola radios both indoors via Bluetooth, and outdoors via GPS. When an employee with a radio wanders between buildings (car parks, etc) they will be tracked via GPS, and when they re-enter buildings the Zonith Bluetooth beacons will automatically pick them up and track them over the Bluetooth network.

The transition between technologies is automatic and seamless, with the employee only requiring a single radio device. The positions of all staff on-site can be viewed on one map, making it easy to locate employees in an instant no matter where they are.

This solution has been deployed throughout various Prisons and Psychiatric facilities, but can be used in any vertical where tracking indoors and outdoors is required. It works in conjunction with the Zonith Alarm Control System (ACS) and Centralized Lone Worker (CLW) to provide a complete solution allowing alarms to be raised and dispatched to security with the location of the employee in trouble.

COMBINING BLUETOOTH AND GPS POSITIONING TECHNOLOGY



SYSTEM REQUIREMENTS

Radio Hardware / Releases Compatibility

Bluetooth always discoverable Motorola radios.

Computer Hardware / Operating Systems

Windows 7 / Windows 8 / Microsoft Windows 2003 Server / Microsoft Windows 2008 Server.

MOTOTRBO System Architecture

Direct, Conventional Repeater, IP Site Connect, Capacity Plus.

Other Requirements

LAN connectivity, Zonith Bluetooth beacons.

Reseller must handle installation and provide all hardware (other than Bluetooth beacons).

KEY FEATURES & BENEFITS

- Locates people indoors in real-time using Bluetooth.
- Locates people outdoors using GPS.
- Combines Bluetooth and GPS to deliver a positioning solution using one Motorola radio.
- Presents positioning information on one map for a clear graphical overview of people's locations within buildings or in car parks, sports fields, etc.
- 'Safe areas' can be created both indoors and outdoors through geo-fencing. When a staff member leaves a safe area, the GIPS works in conjunction with the Centralised Lone Worker (CLW) application to send 'are you ok?' messages to ensure personal safety.
- If no response is received from the employee in the dangerous area, both the GIPS and CLW applications work with the Alarm Control System (ACS), automatically raising and sending an alarm to security with the location of the staff member in trouble.
- Interface can be accessed through a standard browser from any computer connected to the LAN.
- Reporting feature records a person's position, movement and time in a certain place.
- Alarms can be shown on Alarm Display Screens at various points throughout a facility for easy and quick response to emergency situations.

FIND OUT MORE

WEB: www.zonith.com/products/combined-gps-indoor-positioning-gips/

BROCHURE: www.zonith.com/fileadmin/BrochuresAndCaseStories/ZONITH_GPS_and_Indoor_Positioning_Brochure.pdf

ALSO FROM ZONITH

MARKETS

Prisons, Healthcare & Psychiatry, Industrial & Power Utility, Manufacturing, Mining, Education.

DISTRIBUTION

Europe & Africa

LANGUAGES

English.



ZONITH IPS

INDOOR LOCATIONS TO MOTOTRBO RADIOS

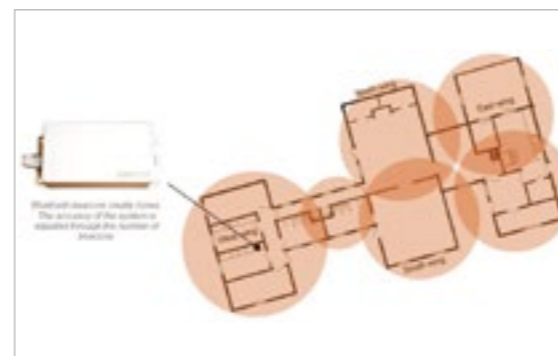


ZONITH IPS WITHOUT AFFECTING THE RADIO NETWORK PERFORMANCE, ZONITH IPS DELIVERS REAL-TIME INDOOR POSITIONING TO KEEP TRACK OF EMPLOYEES FOR SAFETY PURPOSES AND OF ASSETS FOR HEIGHTENED EFFICIENCY.

The ZONITH Indoor Positioning System (IPS) uses LAN connected beacons to track Bluetooth enabled MOTOTRBO radios within a building. The software application has a graphical user interface to display the real-time location of radio users. Each ZONITH Bluetooth Positioning Beacon creates a detection zone and transfers the location of Bluetooth devices to a central computer over the LAN. The Beacons can be tuned to cover small or wide areas. The system delivers real-time indoor positioning throughout a building, without affecting the radio network performance. Control room staff can move throughout maps and floor plans to locate and track people indoors instead of having to receive position information by voice or other means. Bluetooth enabled radios are only monitored in real time when Bluetooth is turned on. The ZONITH Indoor Positioning System (IPS) has been delivered successfully in prisons, psychiatric hospitals, offshore installations, power plants and other large facilities where size and staff safety makes location an issue.

By combing the ZONITH IPS with ZONITH ACS people are instantly notified of the exact position of a member of staff when they activate an emergency alarm on a MOTOTRBO radio. The system automatically sends a text message with the exact location information of the member of staff in distress to other radio users or control room staff.

ZONITH IPS



ZONITH IPS INFRASTRUCTURE

SYSTEM REQUIREMENTS

Radio Hardware / Releases Compatibility

Bluetooth Side Adapter PMLN5712B for DP3xxx radios.
MOTOTRBO firmware release 2.3 or higher.

Computer Hardware / Operating Systems

PC Dual-core 2GHZ CPU or higher, 4GB of system RAM,
Windows Server or Windows 7. Supports 100/1000 LAN to transfer location data of Bluetooth devices.

MOTOTRBO System Architecture

Direct, Conventional Repeater, IP Site Connect,
Capacity Plus.

Other Requirements

Understanding of wireless technologies and IP.

KEY FEATURES & BENEFITS

- Locates people indoors in real-time using Bluetooth.
- Automatically transmits location information to personnel by digital radio.
- Gives a complete general overview of staff resources.
- Clear graphical overview of people's locations within a building, enabling control room staff to immediately see where resources are - especially in emergency situations.
- Interface can be accessed through a standard browser from any computer connected to the LAN.
- Many enhanced lone worker protection features.
- IPS is used to create 'Safe Areas'. If a member of staff leaves a 'Safe Area' IPS will automatically activate Lone Worker services to ensure the person's safety.
- Reporting feature records a person's position, movement and time within a building.

FIND OUT MORE

PRODUCT PAGE: www.zonith.com/products/ips

PRODUCT FLYER: www.zonith.com/downloads

ALSO FROM ZONITH

MARKETS

Utilities, Natural Resources,
Offshore Oil&Gas, Prisons,
Hospitality, Manufacturing,
Healthcare, Education.

DISTRIBUTION

North America, EMEA,
APAC, CALA.

LANGUAGES

English
(documentation and setup).
User Interface can be in any
Latin language.



ZONITH MAN DOWN NOTIFIER™

MAN DOWN NOTIFIER APP FOR LONE WORKER SAFETY

Man Down Notifier (MDN) assures proactive surveillance of employee well-being and dispatches automatic emergency notifications to the appropriate response individuals or groups when an MDN alarm is triggered.

The application has a unique flexible design that ensures that employees are proactively monitored without affecting their job performance. When powering on an MDN-enabled radio, the application renews its "point of reference" – the vertical axis it considers 0°. MDN also alerts the worker that MDN has been triggered by a visual and audible pre-alarm. The worker then has a configurable lapse of time to dismiss the pre-alarm. These features significantly reduce the number of false alarms MDN detects. The parameter timers of the application are customisable for each individual worker. This enables administrators to change MDN settings to truly fit the needs of their radio users. Workers are also given additional flexibility of use with MDN's sleep mode, as the application can be disabled for a certain period of time to accommodate for break and meetings.

MAN DOWN NOTIFIER™



ZONITH MAN DOWN NOTIFIER™ MAN DOWN NOTIFIER IS A COST-EFFECTIVE AND POTENTIALLY LIFESAVING WAY OF DETECTING IF A WORKER HAS HAD A FALL OR ACCIDENT. USING THE INTEGRATED ACCELEROMETER ON THE MOTOTRBO OPTION BOARD, MDN MONITORS WORKERS BY DETECTING A LACK OF MOVEMENT, A HORIZONTAL TILT, OR A COMBINATION OF BOTH.

MARKETS

Hospitality, Natural Resources, Manufacturing, Utilities, Education, Building Management, Correctional Facilities.

DISTRIBUTION

North America (NA), Latin America (LACR), Europe/Middle East/Africa (EMEA), Asia Pacific (APAC).

LANGUAGES

English.



MAN DOWN NOTIFIER™ INFRASTRUCTURE

SYSTEM REQUIREMENTS

Radio Hardware / Releases compatibility

1 DM3600 or DM4800 series mobile radio per monitored/ alarm dispatched radio channel, 1 Motorola Expansion Card per subscriber, Motorola firmware version 1.09.00 or greater.

Computer Hardware / Operating Systems

PC Dual-core 2GHZ CPU or higher, 4Gb of system RAM, Windows 7 Professional 32 or 64 bit or Windows 8 Professional 32 or 64 bit, 10/100/1000 Ethernet LAN.

MOTOTRBO System Architecture

Simplex, Conventional, IP Site Connect, Capacity Plus, Linked Capacity Plus.

Other Requirements

PC Savvy; Knowledge of MOTOTRBO CPS configurations.

KEY FEATURES & BENEFITS

- Intelligent man down detection algorithms to detect when a worker is in need of help.
- Man down alarm audio beacons to help locate workers.
- Man down pre-alarms to allow users to cancel false alarms.
- Sleep mode to temporarily disable man down detection.
- Configurable parameters for motion, tilt, pre-alarm and sleep mode timers.
- Configurable calibration angle.
- Set audio beacon to always play maximum volume.
- Automatic emergency notification to the appropriate group or individual when man down alarms are triggered.
- Different communication devices can simultaneously receive the man down alarm notifications when paired with ACS.
- Server-based software enhances the robustness of the solution and prevents false alarms.
- Complementary operation alongside RBX +Plus on the same MOTOTRBO expansion card.
- Fully compatible with Teldio's application portfolio.

FIND OUT MORE

WEB: www.teldio.com/products/mdn

BROCHURE: http://media.teldio.com/collateral/product_collateral/Teldio-MDN-Brochure.pdf

ALSO FROM ZONITH



INTEROPERABILITY



INTEROPERABILITY

Select from several solutions that provide the opportunity to customise your MOTOTRBO infrastructure to meet specific needs. There are options to extend the reach of your MOTOTRBO communications network and interoperate with other radio systems, telephones and mobile computing devices.



ADEO-INTEROX
ADEO-INTEROX COMMUNICATION STATION IS THE BRIDGE BETWEEN EXISTING TECHNOLOGIES AND MOTOTRBO. IT ENSURES THE CAPACITY TO CROSSPATCH ANY RADIO TECHNOLOGY TO DMR - HANDLING ANY HETEROGENEOUS NETWORK AS ONLY ONE VIRTUAL NETWORK.

MARKETS

Public Administration,
Private organisations.

DISTRIBUTION

EMEA and Latin America.

LANGUAGES

English, Italian, Spanish,
German, French.

Any other language on demand.

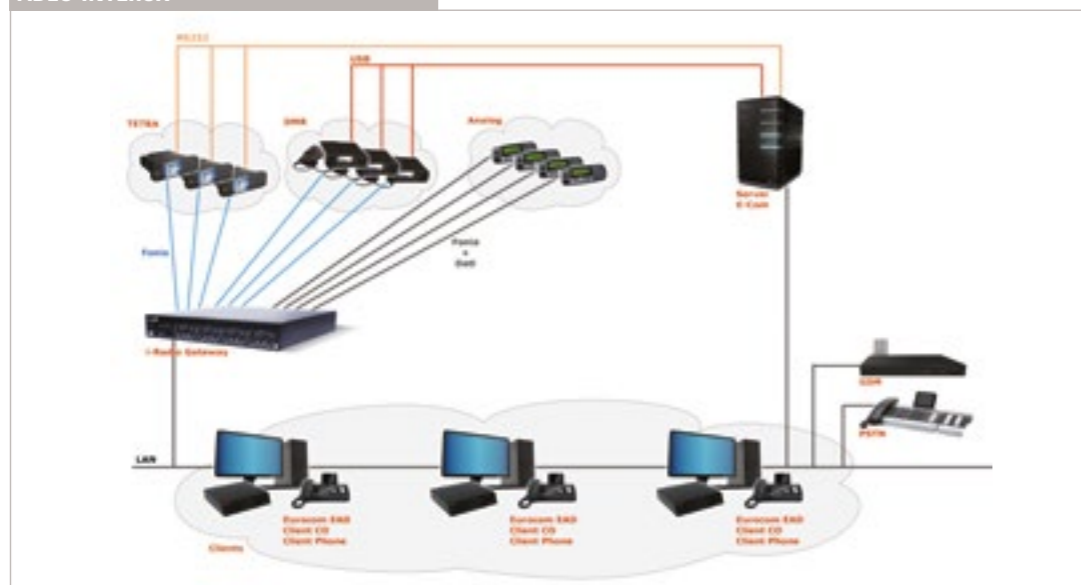
ADEO-INTEROX

ADEO-INTEROX COMMUNICATION STATION PATCHING SOLUTION FOR HETEROGENEOUS NETWORKS

Adeo-Interox Communication Station is a dispatcher platform developed to guarantee total interoperability between MOTOTRBO and all other radio technologies available on the market. Adeo-Interox solution offers dispatching functionalities, GPS based localisation and cross patch functions. The iRadio gateway provides the ability to cross connect DMR radios with TETRA, analogue radio, GSM, PBX (analog and IP), satellite phones, HF radio, and ASTRO.

Adeo-Interox offers two types of interoperability. The first interoperability type is "mediated" by the operator so that the control room can cross patch between MOTOTRBO users and other radio technology users. The second type offers the opportunity for the radio end user to direct patch his terminal with other technology. Directly from the field, the radio user can send a message that will enable group call involving telephone users, or any radio device from other technology (such as TETRA, ASTRO or 3G cell phones).

With this solution, it is possible to create static or dynamic conference call involving several different radio technologies. Adeo-Interox is ideal for any public or private organisations that need flexible interconnections, localisation and coordination of complete operations on a wide scale for emergency, security and control purposes.

ADEO-INTEROX

SYSTEM REQUIREMENTS

Radio Hardware / Releases Compatibility

DM3600 release 1.4 or higher, compatible since release 01.02.03, RNDIS Motorola Driver, Motorola connection wire PMKN4016A.

Computer Hardware / Operating Systems

Workstation PC with Microsoft OS. IPv4/v6, one sound card device per channel and one port (Serial/USB) per channel. Suggested Pentium 4 or equivalent, 1Gb RAM, 50 Gb HDD.

Interfaces

iRadio Gateway hardware supplied by Eurocom Telecomunicazioni.

MOTOTRBO System Architecture

Conventional, IP Site Connect, Capacity Plus, Linked Capacity Plus and Connect Plus.

Other Requirements

Experience in MOTOTRBO radio programming.
Basic OS and IT administration knowledge required.

KEY FEATURES & BENEFITS

- Interoperability: allows users to activate advanced interoperability functions between heterogeneous PMR networks.
- Worldwide diffusion of PMR communication: the IP protocol is supported by almost all communication service providers. This means that it is easy to obtain the worldwide extension of an IP link. This scenario enables Adeo Interox to extend every PMR communication throughout the world.
- Flexibility in communications: PMR networks can be used by any users on the IP network. With the Adeo Interox communication software or other standard VOIP applications, users can link to any PMR network interfaced by an I-Radio Gateway.
- New services: Adeo Interox provides the possibility for new applications for PMR users like IP multi-conference (video and voice), integrated messaging and presence services.
- Reduced network costs: thanks to the IP convergence, a single technology can be used for all the services (voice, video, data, radio).

Key technical features:

- Client /Server architecture.
- GPS navigation, radio localisation.
- Call recording.
- VOIP based.
- Cross Patch functionality (telephone interconnect).

FIND OUT MORE

WEB: <http://interox.eurocomtel.com>

ALSO FROM EUROCOM TELECOMUNICAZIONI



AUDIO GATEWAY RA-TI-XX

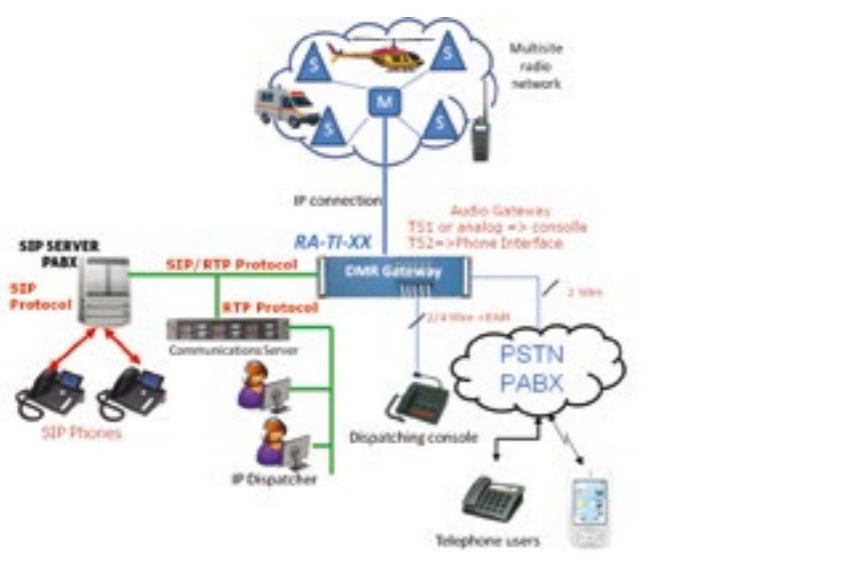
FULL DUPLEX AUDIO GATEWAY FOR CONSOLE AND PHONE BRIDGE

Audio Gateway provides a powerful audio interface for Control Room applications in multisite simulcast and non simulcast networks. RA-TI-01 and RA-TI-02 perform an automatic radio to telephone and telephone to radio interface or an RTP/IP interface for the dispatching centre. Phone interfaces can be analogue PSTN/PABX lines or SIP-IP ports.

These modules, connected through an IP port to a base station or to an IP multisite network, provide a true full duplex DMR audio gateway port. They operate in standalone mode (no external PC needed) and are able to manage an automatic phone bridging and/or interfacing an analog console. The RA-TI-XX is connected to one IP only (e.g. Master station IP). In the case of Master failure, the audio gateway connects itself automatically to the "Alias Master" IP which ensures constant communication between a dispatcher, radio and telephone terminals.

Audio Gateway eliminates communication delays and other instabilities that occur with VOX. A conventional console or dispatching system may be easily re-used in a DMR network saving costs and reducing trouble during migration.

AUDIO GATEWAY RA-TI-XX



AUDIO GATEWAY RA-TI-XX
DUE TO THE FULL MANAGEMENT OF THE DMR PROTOCOL, THE AUDIO GATEWAY CAN OPEN ALL COMMUNICATIONS OF THE RADIO NETWORK, INCLUDING PRIVATE – MAKING IT AN IDEAL SOLUTION FOR FULL RECORDING PURPOSE IN MOST EMERGENCY SITUATIONS.

MARKETS

Public Safety (Police, Fire Brigades, Medical Rescue, Civil Protection), Utilities (Oil and Gas, Electricity Production and Distribution), Transportation, Municipal Police, Taxi, Campus.

DISTRIBUTION

Worldwide (please specify your phone line signalling standard).

LANGUAGES

English, Italian, French.



SYSTEM REQUIREMENTS

Radio Hardware / Releases Compatibility

MOTOTRBO terminals with 1.v6a or higher SW release; RA-XXX IP base stations as standalone repeater or multisite multicast/simulcast network. Direct interfacing with DR3000 is not yet implemented.

IP Technology

UDP/IP connection between the RA-TI-XX and the base station. RTP/IP connection between the RA-TI-XX and the dispatcher.

IP bandwidth requirement: 70Kb/s in analog up/down or 30Kb/s in DMR (both timeslots).

Interfaces

Ethernet 10BT/100TX for IP; 2wires phone (line user side) or 2/4wire + E&M from external analogue console.

Other Requirements

IP networking basic concepts, MOTOTRBO programming tools.

KEY FEATURES & BENEFITS

There are three main functionalities in Audio Gateway: Phone Bridge, Analogue Console and IP Dispatch.

Phone Bridge Features:

- Full duplex connection eliminates telephone/radio communication delays and other instabilities that may occur with VOX (important for Phone Bridge Applications).
- Direct IP connection with the repeater.
- All DMR calls management (private, group, broadcasting).
- Analog PSTN/PABX or SIP/IP interface.
- Priority "over the air" output and control of the communication flow.
- Text messaging, emails and positioning reports available on dedicated IP ports.

Analogue Console applications:

- Console port accesses the radio network directly (not from a mobile terminal) with priority respect to the mobile terminals.
- Operates in automatic dual mode analogue/DMR according with the incoming call.

IP dispatching applications:

- Operates in RTP-IP streaming (standard mu-law 64kb/s digital audio over IP) to create PC based dispatching system.
- SIP based inter-cell/inter-systems communication extender.

FIND OUT MORE

WEB: www.radioactivity-tlc.it/documenti/ENV3%20-%20DMR%20Telephone%20interface.pdf

ALSO FROM RADIO ACTIVITY



DAPAGE™
DESIGNED
FOR HOTELS,
APARTMENTS,
CASINOS
AND OTHER
ENVIRONMENTS
REQUIRING RAPID
RESPONSE TO
COMMUNITY
SERVICE
REQUESTS, DAPAGE
HOSPITALITY™
IMPROVES
EFFICIENCY, SAVES
TIME AND MONEY
BY INCREASING THE
CAPABILITIES OF
THE DEVICES AND
SYSTEMS AT YOUR
BASE AND IN THE
FIELD.

MARKETS
Hospitality, Entertainment, Event
Management, Leisure, Public
Safety.

DISTRIBUTION
Europe & Africa.

LANGUAGES
Utilising UTF we can support
most languages enabled by
the back end systems being
integrated.


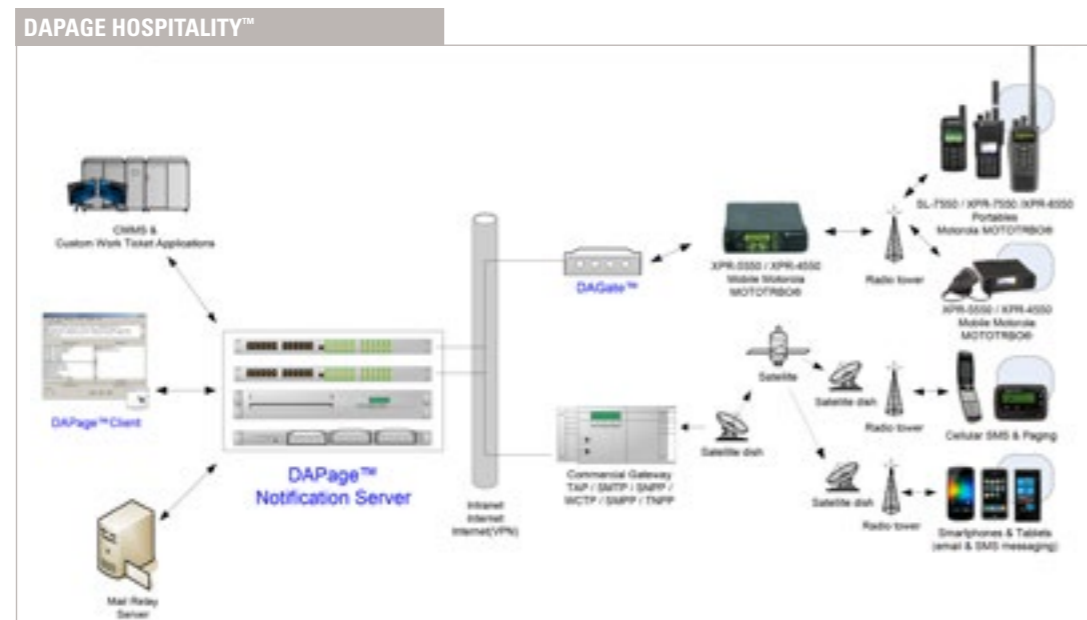
DAPAGE™

POWERFUL GATEWAY SOLUTION FOR RAPID TEXT NOTIFICATION

Specifically optimised for work ticket system integration, DAPage Hospitality™ is a behind the scenes Software as a Service (SaaS) based gateway solution connecting MOTOTRBO radios to leading Hospitality work ticket order system such as SynergyMMS®, Mtech's HotSOS™, Guestware™ and Workspeed® and proprietary systems.

DAPage Hospitality™ enables MOTOTRBO radios to send and receive text messages directly with management solutions and with other texting devices in the field. It seamlessly integrates the powerful MOTOTRBO messaging capabilities with leading maintenance management solutions for unbeatable work-order management efficiency. From security to service staff, from management to customer service personnel, DAPage™ ensures reliability and security of internal alerts at all levels.

DAPage™ is a centralised message broker designed to enable cross platform support for messaging, work order management, and dispatch notifications with standards based support for both local and distributed applications. After 15+ years of focus on public safety solutions, we have been working with multiple customer and property management solutions in the hospitality space for a number of years expanding our portfolio and enabling dependable communication with devices such as the Motorola MOTOTRBO product line.



SYSTEM REQUIREMENTS

Radio Hardware / Releases Compatibility

MOTOTRBO radios with firmware from 1.07. Note that certain functions require higher releases such as the new Data entry template capability in 2.3.13. For Connect Plus, at least 1.5 release.

Computer Hardware / Operating Systems

The Internet accessible connection chosen by the property can vary based on the facilities standards. Some examples include, a dedicated basic DSL link, a cellular 3G/4G LTE service (MiFi devices are not recommended), a cable modem, or a link from any existing network all ready deployed and in use. However Internet connectivity is established for the DAGate™ unit, it is not necessary to establish a static IP or to open / map inbound connections to the DAGate™ in your security structure. The DAGate™ unit when connected to your network of choice is designed to open a secure connection back to our servers on the non-standard TCP Port 2222. Additionally, we provide for an alternate connection of a VPN-IP Sec tunnel, utilising UDP Port 500 and the ESP protocol if needed.

MOTOTRBO System Architecture

Digital - Simplex, Repeated, IP Site Connect, Capacity Plus, Linked Capacity, (Wire Line MNIS/DDMS) and in 4th Qtr 2014 Connect Plus 2.15.

DAPage is a cloud based solution and delivered utilising the Software as a Service (SaaS) business model. To enable the MOTOTRBO platform, we utilise a hardware controller (DAGate™) to interface to one or more Mototrbo™ gateway radios (Control Stations) or the DDMS/MNIS Wireline server, and link back to our services via an internet capable connection.

When active the DAGate™ will connect to our services host via a secure encrypted tunnel to facilitate work orders and other messages such as text from iPhones & Android cellular devices being routed to the user radios, and replies back to the originating device / application.

Other

Competency in the Design and installation of MOTOTRBO™ radio.

FIND OUT MORE

WEB: www.dapage.net/hospitality.html

BROCHURE: www.dapage.net/download/hospitality.pdf

KEY FEATURES & BENEFITS

- With an average installation time of a half day, DAPage™ Hospitality is a cloud based Plug & Play solution. This means no capital costs for you and your facilities. Instead, DAPage™ provides the services you need including continuous monitoring, enhanced trouble shooting and unique security capabilities.
- DAPage Hospitality™ features seamless integration with hospitality management programs including CMMS, CRM, and GEM options such as: SynergyMMS®, Mtech's HotSOS™, Workspeed®, Proprietary systems.
- DAPage™ receives, distributes and processes status updates for your work order and building management transactions, connecting your Computerised Maintenance Management Software (CMMS) with MOTOTRBO.
- DAPage™ Hospitality simultaneously secures messages and tracks important data including time stamps for all events in a transaction for added accountability.
- DAPage™ is for any MOTOTRBO user requiring reliable, dependable and redundant data interfaces.



EASY SIMULCAST RA-080/160/450

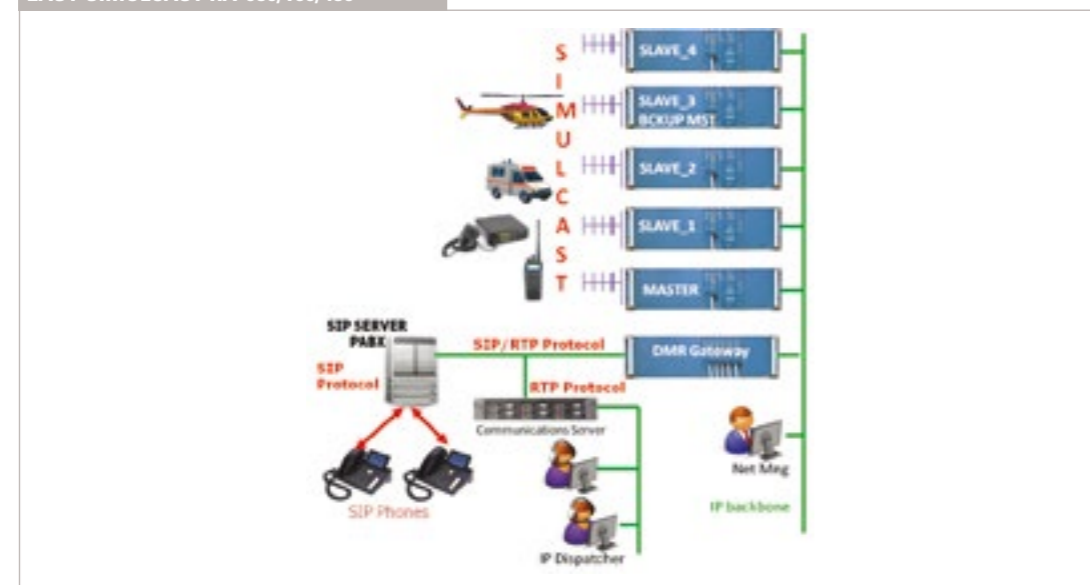
FLEXIBLE BASE STATION FAMILY FOR SIMULCAST INFRASTRUCTURE: IP BASED

The RA-XXX base stations are "software defined radio" developed to achieve optimum performance on digital and analogue simulcast networks.

Easy Simulcast algorithms automatically detect and solve the main simulcast problems in the overlap areas, allowing fast and easy network implementation. The base stations have the capability to recover accurate sync (time and frequency), adjust the delays coming from IP and RF propagation and align the DMR protocol history to achieve precise and matched emissions of the bit streaming. The main characteristics are: up to 32 slaves for each master, automatic analogue/DMR functioning and network control layer.

Simulcast is a radio network in which all the repeaters are active simultaneously on the same frequency. It corresponds to a single "big repeater" using the same frequency over the whole coverage area. It is particularly useful in areas with poor connectivity due to a lack of frequencies (e.g. high density areas with buildings). The simulcast network removes the need of scan on mobiles and portables, ensuring real time roaming and hand over during the call, and eliminating call losses and saving on frequencies and their licence costs.

EASY SIMULCAST RA-080/160/450



MARKETS

Public Safety (Police, Fire Brigades, Medical Rescue, Civil Protection), Utilities (Oil and Gas, Electricity Production and Distribution), Transportation (Railways, Motorways, Urban Bus and Underground), Municipal Police, Taxi, Campus, National Parks, Telemetry and SCADA Applications.

DISTRIBUTION

Worldwide (please specify your phone line signalling standard).

LANGUAGES

English, Italian, French, German.



SYSTEM REQUIREMENTS

Radio Hardware / Releases Compatibility

MOTOTRBO terminals with 1.v6a or higher SW release; RA-TI-XX as audio gateway (if needed); RA-XXX base stations as multisite IP simulcast network. Currently direct interfacing with DR3000 is not possible.

IP Technology

Protocols: UDP/IP and TCP/IP (ipv4) multicast and unicast according to RFC 4594.

Bandwidth: the IP bandwidth is used in presence of valid signal only; it is required <70Kb/s in analog or 30Kb/s in DMR (both timeslots); the Master requires N x this bandwidth to manage N active Slaves.

Interfaces

Ethernet 10BT/100TX for IP; SMA for external GPS receiver antenna.

Other Requirements

IP networking basic concepts, MOTOTRBO programming tools, familiarity with multisite radio networks.

KEY FEATURES & BENEFITS

- "Plug and play" dual mode analogue/DMR simulcast solution.
- Integrates all simulcast algorithms: dual mode 32 CH Voting system, fully automatic signal calibration and equalisation algorithms, timing and frequency synchronisation.
- Able to operate with the most popular link interfaces like TCP/IP, twisted wires, narrow band radio frequency link and also in mixed environments.
- Radio system automatically reacts to failure situations by seeking a minimum possible disruption.
- An "Alias Master" station, placed away from the main Master, will automatically replace the Master in case of failure.
- Full LINUX "IP native" platform.
- Soft diversity receivers for best performance in fading events.
- Temperature, VSWR and voltage protections with automatic DMR advises.
- IP ports dedicated to audio gateway, txt messages, positioning and telemetry.
- Powerful remote control tools that minimize set-up and maintenance costs.
- Compact structure (1/2 SUBRACK 19" 3HE, width 280 mm) made up by single shielded modular units, internal duplexer included.
- Up to 25W RF power in 68-88 MHz (RA-080), 146-174MHz (RA-160) and 410-470MHz (RA-450) bands.

FIND OUT MORE

WEB: www.radioactivity-tlc.it/documenti/ENB18-Simulcast%20overview.pdf

CASE STUDIES: www.radioactivity-tlc.com/case-history.php

ALSO FROM RADIO ACTIVITY



HERNING D.H.R.

TELEPHONE INTERFACE TELEPHONE GATEWAY, PHONE PATCH

As an automated management of the radio network, Hering D.H.R. Telephone Interface provides a gateway between the telephone network through analogue private and public land lines, GSM modem or Inmarsat satellite systems and a two way radio analogue or digital network, computer systems via port RS 232 (for computer, printer and modem) and external audio equipment via a microphone input and speaker output (for intercom, desktop and speech synthesis).

The installation of the Hering D.H.R. Telephone Interface is easy, and full support is provided by a hotline service.

A typical application for the Hering D.H.R. Telephone Interface is security. With the DHR Telephone Interface, a security guard can at the same time manage incoming phone calls, technical alarms and control access. The interface functionalities then integrate to give a safe radio link test, alarm management (up to 42 alarms), lone worker safety and guard tour features.

HERNING D.H.R. INFRASTRUCTURE



HERNING D.H.R.

SYSTEM REQUIREMENTS

Radio hardware / Releases Compatibility
MOTOTRBO R1.08.00.

Computer Hardware / Operating Systems
Repeater with the phone patch license DR3000 or MTR3000.

Interfaces
One telephone interface on one repeater.

MOTOTRBO System Architecture
Conventional system, IP Site Connect, Capacity Plus and Linked Capacity Plus.

KEY FEATURES & BENEFITS

- Standard 5-tone signaling: EEA, ZVEI 1 & 2, CCIR; special signaling on demand.
- DTMF coding and decoding of telephone and radio voice.
- Programming settings can be modified remotely by DTMF.
- Energy use: 12V, 200mA.
- Easily adapted to system requirements.
- Customisable voice messages to help with use and transmission of technical alarms..
- Small dimensions: 265x265x75 mm or in rack 19" 2U, weight: 2kg.
- French approval No 98500Z ed A.

FIND OUT MORE

WEB: www.herning.fr/sommaire/index.htm

BROCHURE: www.datahertz.fr/data/downloads/PLVDHHERNING2011.pdf

ALSO FROM DATAHERTZ

HERNING D.H.R.
DATAHERTZ HAVE DEVELOPED A SET OF AFFORDABLE APPLICATIONS FOR ALL RADIO USERS TO EXTEND THEIR MOTOTRBO USE.

MARKETS

Security Services, Municipalities, Industrial and Commercial Sites, Transport Services, Taxis, Building Sites.

DISTRIBUTION

EMEA.

LANGUAGES

French, English.



K-TERM42

OPTION BOARD FOR DP/DM3XXX RADIOS - SELECT 5, MAN DOWN AND INHOUSE LOCALISATION

The K-TERM42 is an option board that can be fitted on the portable radios DP340x and DP360x and the mobile radios DM340x and DM360x. On analogue channels, the K-TERM42 is a select 5 decoding and encoding module with a Man Down alarm functionality. The K-TERM42 select 5 module can be used in all analogue radio systems with the select 5 functionality.

On digital channels, both the Man Down and lone worker functionality can be used for in-house localisation. The signals from beacons (K-TERM70) are detected and the radio position is sent to the base.

Programming the functionality is easy thanks to the K-TERM CPS program. Once the option board is installed in the radio and the radio attached to the PC with the Motorola USB cable, the CPS program allows users to set all parameters and save them in the option board. When a new option board firmware is released, it can be uploaded to the option board using the same CPS programme.

K-TERM 42
WITH THE
K-TERM42,
MOTOTRBO RADIO
CAN BE USED IN
EXISTING SYSTEMS.
IT MAY BE USED
TO GRADUALLY
REPLACE
ANALOGUE RADIOS
IN EXISTING
SYSTEMS AND
HELP MIGRATING
FROM ANALOGUE
SYSTEMS TO
DIGITAL SYSTEMS.

MARKETS

All Vertical Markets.

DISTRIBUTION

Worldwide.

LANGUAGES

English, French, German.

K-TERM42



SYSTEM REQUIREMENTS

Radio Hardware / Releases Compatibility

DP340x / DP360x and DM340x / DM360x.

Computer Hardware / Operating Systems

Windows 2000 / XP / VISTA with installed Motorola USB drivers for connecting the DMR radios.

Interfaces

USB programming cable from Motorola.

Other Requirements

After installing the option board in the radio, the Motorola dealer must be equipped with the tools to restore the waterproofing of the radio. The necessary tools and information are available from Motorola.

KEY FEATURES & BENEFITS

- Lone Worker.
- Man Down.
- In-house localisation.
- Universal Option Board.
- 5-Tone Signaling.
- Console for analogue mode.
- All buttons programmable for encoding sequences.
- Customised options.
- Tilt switch for Man Down (optional).
- Alarm notifications.

FIND OUT MORE

WEB: www.kilchherr.com

FLYER: www.kilchherr.com/page.php?id=sfhe5

ALSO FROM KILCHHERR ELEKTRONIK



PHONE@TRBO™

TELEPHONE INTERCONNECT



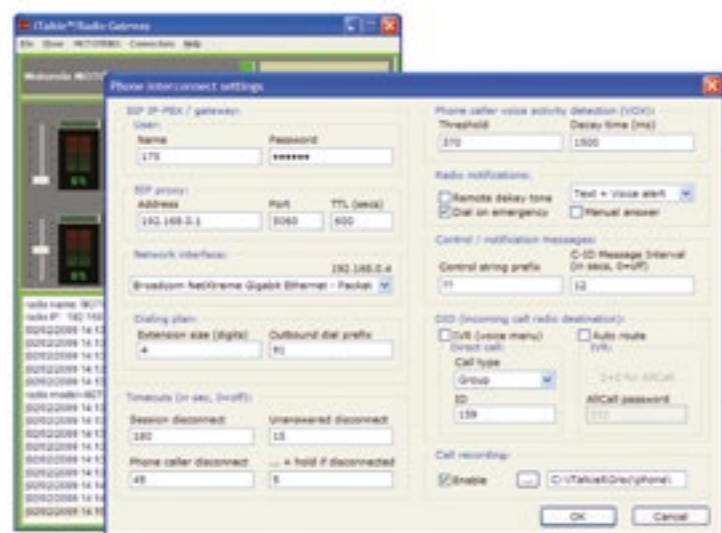
PHONE@TRBO™
PHONE@TRBO™ OFFERS THE FEATURES OF A TRADITIONAL ANALOGUE PHONE PATCH WHILE ADDING THE BENEFITS OF BOTH DIGITAL TELEPHONY AND MOTOTRBO RADIOS.

phone@trbo™ allows radios to connect to public or corporate office phone systems. It is possible to pre-program a button for emergency calls, transfer calls to security guard's radios while away from their desk, use the company's phone system to dial a specific radio or talkgroup. Emergency calls are sent to the AllCall talkgroup. There is also Man-down emergency support for unmonitored lone worker.

Voice prompts make it friendlier to use for telephone callers. phone@trbo™ offers the features of a traditional analogue phone patch while adding the benefits of both digital telephony and MOTOTRBO radios. For instance, text messaging is used for signaling, not only to make a call, but also to notify the caller-ID of an incoming call. In case the call is missed, it is easy to call back by simply replying to the caller-ID text message. Similarly, call filtering notifies phone callers that a radio is offline or they mis-dialed the group, thus freeing up airtime and the phone line.

Best, phone@trbo™ does not burden subscriber radios with an additional repeater entitlement ID, or option board, nor it requires phone callers to know what slot to call into. It can even be expanded to support email and other features.

PHONE@TRBO™



PHONE@TRBO™ INFRASTRUCTURE

SYSTEM REQUIREMENTS

Radio Hardware / Releases Compatibility

Any Motorola MOTOTRBO radio with firmware 1.08.32 and up.

Computer Hardware / Operating Systems

IETF-SIP based PBX or analog (using Cisco SPA3102 adapter) phone system, Ethernet for deployment and monitoring. (PC and audio/data cable is included).

Interfaces

Ethernet for network access to the PBX or FXO gateway.

MOTOTRBO System Architecture

Simple, Conventional repeater, IP site connect, Capacity Plus, LCP.

Other Requirements

Besides MOTOTRBO CPS programming, networking, PC and telephone installation skills.

KEY FEATURES & BENEFITS

- Private, group and AllCall calls to radios.
- Multiple incoming phone call routing options: direct patch, voice menus and auto-routing.
- Dial from radio with hot-keypad or text (use contacts as address book).
- Text messaging-based dial, hangup and incoming call with caller-ID.
- Return calls by replying to caller-ID messages.
- Audio and text notifications to radios.
- Emergency (man-down) automatic dial with pre-recorded voice message.
- Phone call recording to stereo WAV file (L=phone, R=radio).
- IETF SIP complaint telephony signaling.
- Supports analogue lines via FXO adapter.
- Program radios with 1-button dial.
- Half-duplex or 3/4-duplex (using TX interrupt).
- Signal processing to reduce noise and adjust audio levels.
- Easily add email, SCADA, dispatch, logging, and other services.

FIND OUT MORE

DATA SHEET: www.tabletmedia.com/italkiePI.pdf

MANUAL: www.tabletmedia.com/wt/phone@trboGuide.pdf

ALSO FROM TABLETMEDIA

MARKETS

Hospitality industry, Utilities, Public transit, Municipality operations, Retail delivery operations, Tow truck operators, Health services, Security, Transportation, Agriculture, Communications, Construction, Education, Government, Manufacturing, Real Estate, Distribution.

DISTRIBUTION

Worldwide.

LANGUAGES

English.

Other languages available upon request at no extra cost.



TRS2090

TRAIN RADIO SYSTEM FOR LOCOMOTIVES, METRO AND LIGHT RAIL

The TRS2090 is a specialized radio communication system for locomotives, metro trains and light rail. It has been designed according to the specifications for railway environmental requirements as defined in the European standards EN50155 and EN50121-3-2, EN 50121-4 and provides the complete set of 3rd party certifications. As a result, it is a very durable and rugged train radio system with minimal space requirements.

The Train Radio System TRS2090 with its sub-components ZSE2130 as the central control unit and COCO2137 as HMI is available in both, IP20 and IP65 ingress protection and can be mounted at critical locations within the rolling stock as well as in standard 19" (3HU) racks. The system uses an embedded MOTOTRBO mobile in either VHF or UHF as RF front end. A configuration with one or even two COCO2137 connected to the central control unit for double headed trains is possible.

In railway networks the needs for equipment lifetime are much higher than for other markets. ErvoCom guarantees spare part support on PCB level for a minimum of 10 years after the system delivery.

TRS2090

THE TRAIN RADIO SYSTEM TRS2090 CLOSES THE GAP BETWEEN EXPENSIVE GSM-R CAB RADIOS AND OUTDATED ANALOGUE RADIO SYSTEMS BY ALLOWING A SMOOTH SYSTEM MIGRATION FROM ANALOGUE TO DIGITAL KEEPING THE SAME FREQUENCY BAND.

MARKETS

Railway, Public Transportation.

DISTRIBUTION

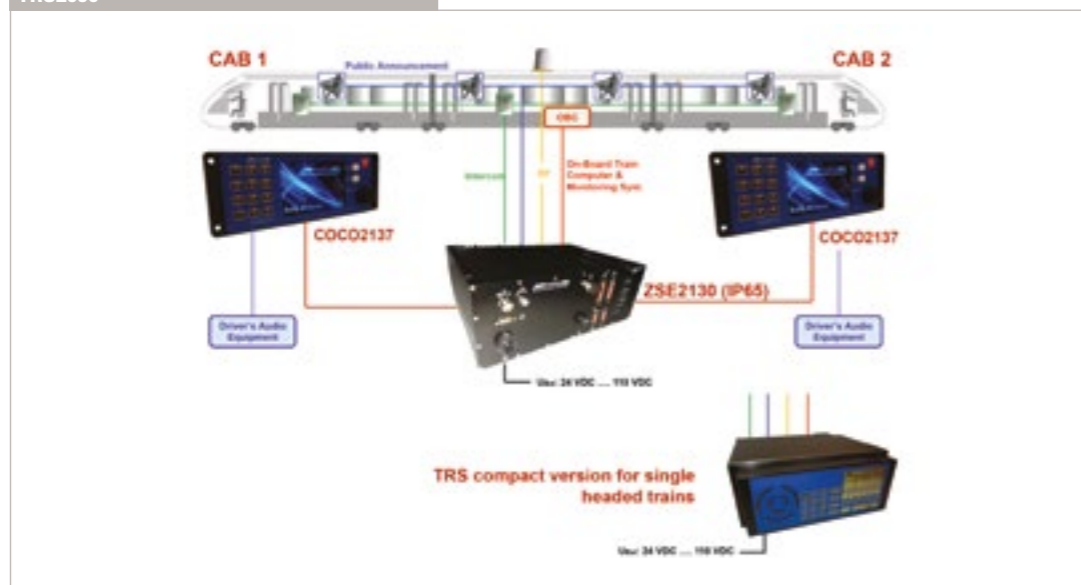
Worldwide.

LANGUAGES

English, French, German, Spanish, Turkish.

Other languages on request.

TRS2090



SYSTEM REQUIREMENTS

Radio hardware / Releases compatibility

Motorola DM, XPR, DGM Series.

Computer Hardware / Operating Systems

Linux OS.

IP Technology

TCP, UDP, SIP, RTP (VoIP).

Interfaces

Ethernet, RS232, RS485, USB, E&M.

MOTOTRBO System Architecture

Conventional, IP Site Connect, Capacity Plus, Linked Capacity Plus, Connect Plus.

Other requirements

The product is targeted at resellers who have system integration experience in the railway and public transportation business.

KEY FEATURES & BENEFITS

Train Radio System TRS2090

- Voice communication in point to point, group call and emergency mode
- Hardware availability for direct implementation of on-board computer applications
- Transparent data traffic from/to on board computer systems
- Digital I/O's for train control functions
- Train-Line interface to on-board PA (Public Address) systems
- Train-Line interface from/to INTERCOM and passenger emergency terminals
- Short message exchange (SDS)

HMI COCO2137:

- Railway proven HMI
- Excellent tactile button feedback
- Simple operation and menu navigation through Scroll & Select
- Separate emergency call button
- Display with automatic brightness sensor
- Keypad illumination
- Connectors for speaker, microphone and handset
- High-resolution TFT color display

Central Control Unit ZSE2130:

- Frequency bands VHF and UHF
- Train running number based call (functional addressing)
- Point-to-point voice calls
- Group calls
- Call priority control
- Call sub-addressing to PA- and INTERCOM systems
- Data interfaces from / to other on-board systems
- Event, error, alarm and system-control messages via SDS
- Easy software update via USB stick
- MVB Interface (optional)
- VSWR error detection (optional)
- GPS positioning (optional)

FIND OUT MORE

WEB: www.ervocom.ch



ZONITH RBX +PLUS™

RADIO BRANCH EXCHANGE: ADVANCED TELEPHONE INTERCONNECT

**ZONITH
RBX +PLUS™**
RBX +PLUS IS
AN ADVANCED
TELEPHONE
INTERCONNECT
SPECIFICALLY
DESIGNED TO
ALLOW RADIO
USERS TO MAKE
AND RECEIVE PHONE
CALLS DIRECTLY ON
THEIR MOTOTRBO
RADIOS.

RBX +Plus (Radio Branch Exchange) is an advanced telephone interconnect specifically designed to allow radio users to make and receive phone calls directly on their MOTOTRBO radios.

RBX +Plus brings all the benefits and functionalities of corporate unified communications to digital radios, enabling industries to operate under one private business critical mobile telephony network. This product allows digital radios to communicate with phones with access to familiar telephony features, such as call history, phonebook, and caller ID. It gives customers the ability to truly control their mobile communications coverage area while reducing mobile communications costs without sacrificing functionality. RBX +Plus streamlines communication between phone and radio users with private calls, talkgroups and callgroups. The app was designed to easily scale, and can connect digital two-way radios to something as simple as a standard POTS phone line or as complex as a corporate phone system (PBXs).

This application provides organisations with a compelling alternative to cellular and WiFi solutions for their mobile work force. While staying connected in any location is paramount, Teldio delivers the same cellular functionality directly to the mobile worker's radio leveraging existing radio and telephony infrastructure in a whole new way.

RBX +PLUS



SYSTEM REQUIREMENTS

Radio Hardware / Releases Compatibility

1 DM3600 or DM4800 series mobile radio per simultaneous phone call, 1 Motorola Expansion Card per subscriber, Motorola radio firmware version 1.09.00 or greater, 1 digital time slot per simultaneous phone call.

Computer Hardware / Operating Systems

PC Dual-core 2GHZ CPU or higher, 4Gb of system RAM, Windows 7 Professional 32 or 64 bit or Windows 8 Professional 32 or 64 bit, 10/100/1000 Ethernet LAN, PCI-E slots for Sound Cards per simultaneous phone call.

Interfaces

IP PBX SIP Trunking, Analog T1 Trunking, PSTN, Internet Telephony Service Provider (ITSP), GSM/3G.

MOTOTRBO System Architecture

Simplex, Conventional, IP Site Connect, Capacity Plus, Linked Capacity Plus.

RBX +PLUS™ INFRASTRUCTURE

KEY FEATURES & BENEFITS

- Integrated phonebook.
- Call history.
- Missed call notification.
- Caller ID display.
- Speed dialing.
- Call transferring.
- Do not disturb mode.
- Auto answer mode.
- Call recording and logging.
- User provisioning.
- Password protection for channels and users.
- Multi-site roaming.

FIND OUT MORE

WEB: www.teldio.com/products/rbx

BROCHURE: http://media.teldio.com/collateral/product_collateral/Teldio-RBX%2BPlus-Brochure.pdf

ALSO FROM ZONITH

MARKETS

Utilities, Natural Resources, Hospitality, Manufacturing, Healthcare, Education, Building Management, Correctional Facilities.

DISTRIBUTION

North America, EMEA, APAC, CALA.

LANGUAGES

English.



DATA TRANSMISSION & TELEMETRY



DATA TRANSMISSION & TELEMETRY



There are a number of MOTOTRBO applications that enable data transmission for a variety of purposes. MOTOTRBO is particularly well suited as a cost-effective alternative in environments where common data transmission systems such as fibre optic, WiFi or GSM are not suitable or are too expensive to establish.

Monitor and control operational processes remotely with an array of telemetry applications. These include water supply, electricity distribution, oil and gas pipelines as well as siren warning systems. For example, data regarding water quality, flow, pressure and electricity supply can be transmitted from remote sites to MOTOTRBO subscribers.



connexBOX®

FULLY FEATURED TELEMATIC SOLUTION

connexBOX appliances are a set of in-vehicle appliance solutions from neoTerra. Integrating different hardware and firmware components, connexBOX offers powerful functionality for anyone interested in Telematics functionality. All of the connexBOX appliances incorporate all the logical features you would expect such as F.A.S.T. reporting as well as store and forward capabilities.

The **connexBOX XL** is neoTerra's premier hardware solution. With the XL device, vehicles can be monitored with much greater detail than ever before on a MOTOTRBO System. In addition to telemetry and event based reporting, the connexBOX XL can support 3rd party sensors as well as Mobile Data Terminals.



SYSTEM REQUIREMENTS

IP Technology

PC, Internet, Ethernet.

MOTOTRBO System Architecture

Digital Conventional, IP Site Connect, Capacity Plus, Linked Capacity Plus and Connect.

KEY FEATURES & BENEFITS

The **connexBOX XLjr** takes the logical features of the connexBOX XL and offers these capabilities in a compact package. It is designed to enhance the data capabilities on a MOTOTRBO Professional Digital Two-Way Radio System.

neoTerra has removed the additional ports such as RS232 in favor of a compact purpose built product.

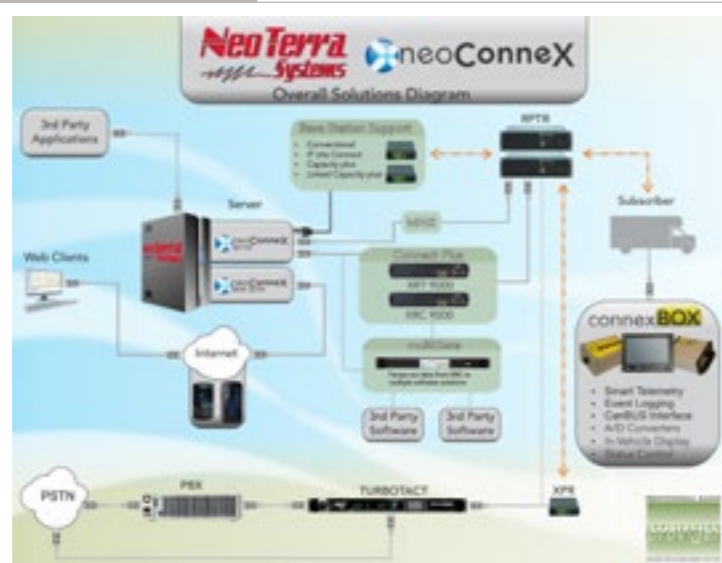
The **connexBOX XT** utilizes manual input for status messaging. Specifically designed for the Concrete/Ready-mix industry or any industries needing a ruggedized status head to deliver work order optimization. There are 11 status buttons, plus a 12th "No Status" or "Clear" button. These statuses are compatible with back-end Ready-Mix Solutions such as Command Alkon and Marcotte.

The labeling on the device and the configuration of the server can be user defined to utilize the inputs for any status required for a particular application. This is an intelligent device, which means it can operate without any other connexBOX appliance products.

These devices will connect directly to the radio and ensure data is being passed from any sensors or input devices, through to the MOTOTRBO network. The functionality of these core devices can be further enhanced with peripherals and 3rd part sensors.

- GPS Tracking & revert support.
- 5 second granularity on GPS location tracking.
- Complete Telematics: speed, location, geocoding, input output, GPS no fix etc.
- Event based reporting.
- Compatibility and integration with Command Alkon and Marcotte for Ready-Mix applications.
- Status Monitoring.
- Bundling.
- Out of range storage.
- Ignition detection.
- Store and Forward.
- Work-Order Integration.

CONNEXBOX SOLUTION DIAGRAM



FIND OUT MORE

WEB: www.neoTerra.ca

ALSO FROM NEOTERRA SYSTEMS

connexBOX

THE connexBOX IN-VEHICLE APPLIANCES INCLUDE THE connexBOX XL, THE connexBOX XLJR, AND THE connexBOX XT. ALL OF THESE INVEHICLE APPLIANCES PROVIDE RELIABLE TELEMATICS DATA CAPTURING CAPABILITY FOR SPECIFIC MARKETS WE SERVE.

MARKETS

Utilities, Taxi operators, Public transit, All municipality operations, Tow truck operators, Health transportation services, Transportation, Mining and Oil, Concrete/Ready-Mix and School Bus services.

DISTRIBUTION

Worldwide.

LANGUAGES

English.



COP921


TELEMETRY & COMMUNICATION UNIT

The COP921 is a telemetry and communication unit which allows up to 8 radio users to automatically receive a text message. COP921 supports two types of text messages: TMS (Text Messaging System) which can be received by each MOTOTRBO device, and CallOut text messages which can be received by MOTOTRBO radio devices with a built-in Option Board DMR910.

The CallOut text message is displayed on the radio device until a key is pressed by the operator. Simultaneously, different tones with variable volume level may be generated via the loudspeaker. The way of representing the CallOut text message is not programmed in the radio device but is encrypted in the CallOut text message (the way the message is represented is defined within the COP921).. It is also possible to delete the CallOut text message from the radio device via the air interface, which is of value when, for example, a fault has been rectified before the radio subscriber has pressed a key. For instance, when a group of radio subscribers is alerted and one of the subscribers accepts the service order, the CallOut text message can be deleted from all other radio devices.

This application integrates MOTOTRBO and the applications COP921 and DMR910/DMR915.

COP921



SYSTEM REQUIREMENTS

Radio Hardware / Releases Compatibility
MOTOTRBO DM4000 series radios.

Computer Hardware / Operating Systems

PC with USB-Port, MS Windows XP.

Net Framework 3.5 Service Pack 1 or higher.

COP9210 programming software.

Interfaces

USB interface to connect DMR radio device (DM4xxx).

RS485 to expansion Phoenix Contact Module.

Motorola programming cable (HKN 6184A or PMKN 4010A for mobile).

Radios, PMKN 4012A for portable radios.

MOTOTRBO System Architecture

Single Site, IP Site Connect. Capacity Plus,

Linked Capacity Plus.

Other Requirements

Max. 8 Phoenix Input modules are connectable.

An option board (DMR910 or DMR915) developed by
ATS Elektronik GmbH.

KEY FEATURES & BENEFITS

- USB interface to a MOTOTRBO DM4000 radio device.
- RS485 interface to Phoenix input modules (optional).
- Operating voltage from the radio device.
- Max. 8 Phoenix input modules can be connected.
- 64 digital inputs (+4 inputs at COP921).
- 4 outputs for status indication (operating status, CallOut active).
- Programmable CallOut Clear Command.
- TMS and CallOut text messages can also be sent both mixed.

COP921

COP921'S ABILITY TO SEND CALLOUT TEXT MESSAGES IN ADDITION TO TMS MESSAGES IS IDEAL FOR SENDING ALERTS TO A GROUP OF UP TO 8 SUBSCRIBERS.

MARKETS

Police, Ambulance, Fire Brigade, Security, Oil & Gas, Power Companies.

DISTRIBUTION

Worldwide.

LANGUAGES

English, German.

FIND OUT MORE

FLYER: www.atsonline.de/de/downloads/produktinfoblaetter.html

ALSO FROM ATS ELEKTRONIK



DMP921

USB SERIAL CONVERTER FOR MOTOTRBO

The DMP921 interface converts the USB interface of MOTOTRBO radios to a Phoenix compatible interface. This enables users to operate Phoenix telemetry applications via a DMR network. Measured values can just as well be transmitted as telecontrol commands.

In addition, the DMP921 can perform the necessary activations at the USB interface to control the radio. Simple commands entered via the serial interface enable you to use the mobile radio with many applications.

DMP921

THE DMP921
OPENS THE
WAY TO MANY
TELEMETRY
APPLICATIONS
WITH VARIOUS
MODULES OF
PHOENIX CONTACT.

MARKETS

Utilities (Oil, Gas, Water Supply, Electricity), Transportation, Manufacturing, Telemetry, SCADA Applications.



DISTRIBUTION

Worldwide.

LANGUAGES

English, German.

DMP921



SYSTEM REQUIREMENTS

Radio Hardware / Releases Compatibility

MOTOTRBO series radios.

IP Technology

OPC Server (eg. SCADA).

Interfaces

USB interface to connect DMR radio device (DM3xxx and DM4xxx).

RS485 to expansion Phoenix Contact Module.

DMP921 ADK Software.

MOTOTRBO System Architecture

Single Site, IP Site Connect, Capacity Plus, Linked Capacity Plus.

Other Requirements

Optimal use with:

RAD-IN-8D max. 30 mA.

RAD-OUT-8D max. 160 mA.

CAUTION: do not connect more than 6 of these modules.

RAD-IN-4A: max. 130 mA.

RAD-OUT-4A: max. 130 mA.

KEY FEATURES & BENEFITS

- Channel and zone switch.
- Typing texts into the display.
- Activate / deactivate scanner functions.
- Adjust transmitting capacity.
- Activate the radio call system.
- Control remote radios.
- Send text messages.
- UDP data communication between radio device and computer.
- UDP data communication between two radio devices.
- UDP broadcast data communication.
- Transparent mode for data communication.
- Adjustable interface parameters.

FIND OUT MORE

FLYER: www.atsonline.de/de/downloads/produktinfoblaetter.html

ALSO FROM ATS ELEKTRONIK



DMR921

USB SERIAL CONVERTER FOR MOTOTRBO



DMR921
THE DMR921 PROVIDES A SERIAL RS232 INTERFACE ON THE MOTOTRBO RADIOS.

The interface unit DMR921 converts the USB interface on MOTOTRBO radios to an RS232 interface, allowing applications and hardware that only support RS232 to function over a DMR network.

The DMR921 converts the native USB interface on the MOTOTRBO mobile radio into RS232, but also performs the required initialisation of the MOTOTRBO USB interface. The radio can be configured and used for various applications with simple instructions being sent via the serial interface.

Typical applications include control of switches, water levels, flow, pressure and quality measurement in utilities, gas and water supply, energy/power supply, wind turbines and industrial automation systems.



SYSTEM REQUIREMENTS

Radio Hardware / Releases Compatibility

DM340x or DM360x Firmware Version at least 1.03.01.

IP Technology

PC or another application able to communicate with AT-commands on RS232 with the DMR921.

Interfaces

USB interface to connect DMR radio device (DM3xxx and DM4xxx).

RS485 to expansion Phoenix Contact Module.

Cable set for the connection to the radio included.

MOTOTRBO System Architecture

Single Site, IP Site Connect, Capacity Plus, Linked Capacity Plus.

KEY FEATURES & BENEFITS

- Change of channel and zone.
- Volume adjustment and loudspeaker control.
- Typing text in the display.
- Switching on/off scanner functions.
- Adjustment of transmitting power.
- Use of emergency call functions.
- Activation of the radios call system.
- Reception of calls.
- Remote control of radios.
- Text messages.
- UDP data communication between two radios or radios and a PC.
- Data transparent mode.
- Adjustable interface parameter.

MARKETS

Municipal Utilities, Gas and Water Supply, Energy/Power Supply, Industrial Automation.

DISTRIBUTION

Worldwide.

LANGUAGES

English, German.

DMR921



DMR Radio with DMR921 Converter

FIND OUT MORE

WEB: www.atsonline.de/en/mobile-radio/mototrbo/applications/dmr921.html

ALSO FROM ATS ELEKTRONIK



DMRALert® TAD

TECHNICAL ALARM DISPATCHER

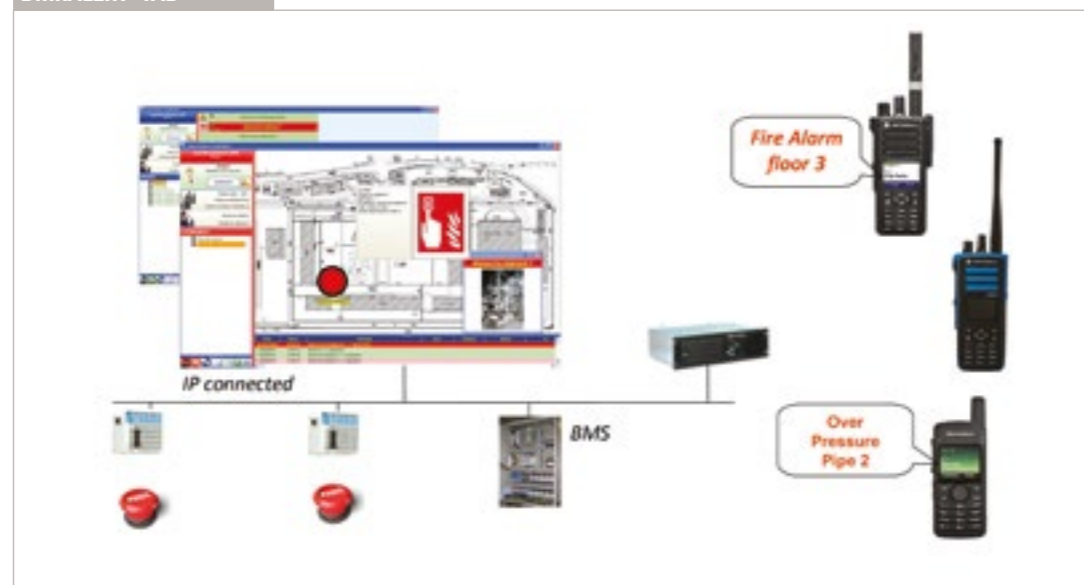


DMRALERT® TAD
SCALABLE AND
COMPREHENSIVE,
DMRALERT® TAD
OFFERS HIGH
PERFORMANCE IN
AUTOMATIC ALARM
DISPATCHING.
IT IS A PROVEN
TECHNOLOGY
BASED ON WIDE
EXPERIENCE WITH
WORLD-CLASS
LEADERS.

DMRALert® TAD can connect and listen to any types of alarms and dispatch them to the right person or group. TAD forwards Alarms to MOTOTRBO radios by SMS and Voice. When connected to a BMS or LPT output, the Text To Speech (TTS) feature offers the highest performance by delivering the exact message - converted into voice – to the radios. TAD provides a comprehensive range of alarm management functionalities including acknowledgement, escalation, escalation to alternate, schedule, supervision with cartography (Plant Maps), full traceability and safety.ty.

DMRALert® TAD dispatches alarms to radios, as well as to phone sets by e-mail, relay outputs and the cartographic supervisor software which manages the plan maps and shows alarms including location when they occur with a red flash and personalised sound alarm. DMRALert® TAD Lone Worker Safety alarms are also managed and can be forwarded to MOTOTRBO using specific rules. In combination with the Guard Tour, TAD enables users to send the alarms directly to the patroller, allowing cost reduction as patrollers directly receive alarms on their radios.

DMRALERT®TAD



SYSTEM REQUIREMENTS

Radio Hardware / Releases Compatibility
MOTOTRBO radios.

Computer Hardware / Operating Systems
PC Windows Seven Pro, IP, USB, Sound.

MOTOTRBO System Architecture
Conventional, IP Site Connect, Capacity Plus,
Linked Capacity Plus, NAI Data, CSBK.

KEY FEATURES & BENEFITS

- Dispatches all types of Alarms to MOTOTRBO, Phone sets, Email, Relay, Cartographic Dispatcher.
- Connects to most popular systems: Siemens, Chubb, DEF, ABB, BMS fire alarm and building management systems, dry over IP (Wago, Iologic) and Mototrbo Telemetry.
- Pushes alarm messages by SMS, Voice, Text to Speech, to commercial standard hypervisors (Winsup, Intouch, PC Vue, MicroSesame).
- Full IP solution: dry contact over IP, the most popular protocols to connect to BMS, fire alarm systems such as OPC and ESPA and Telemetry.
- GUI : Multi Map Cartographic Supervisor.
- Acknowledgement – Escalation – Escalation to Alternate.
- Personal and group management.
- Schedules.
- Manual alarm launching by operator (e.g. evacuation).
- Enhanced radio – group - dynamic – temporary staff management.
- Status, Text messaging SMS, Radio Control.
- Users & Rights management.
- Full Traceability.

FIND OUT MORE

WEB: www.telecoms.eiffageenergie.com

ALSO FROM EIFFAGE

MARKETS

Industry, Security Services,
Technical Services, Shopping
Centres, Prisons.

DISTRIBUTION

EMEA.

LANGUAGES

English, French.



ERDI-12

DATA INTERFACE FOR DEVICES ON RS232 OR RS485 AND ETHERNET FOR MOTOTRBO

ERDI-12 is an interface between MOTOTRBO DM3000 and DM4000 series and other devices such as PCs, PLCs or RTUs using RS232, RS485 bus or Ethernet.

ERDI-12 is used for data transfers with the following protocols: Modbus ASCII, Modbus RTU, IEC-101, DNP3, Connection Oriented (x25 like protocol) and Connectionless oriented (broadcast). Data packet length is up to 500 bytes. ERDI-12 can be used as a digipeater as well. Radio channels can be changed with a command.

ERDI-12 acts as a radio communication interface for various devices. The devices can use a serial data port or an Ethernet port to connect to the ERDI-12. The data sent by the connected devices is forwarded to the local radio station through a USB connection. The local radio station then transmits the data to the remote radio station. Later the data is forwarded to the ERDI-12 which by using the appropriate communication interface (serial/Ethernet) sends the data to the connected device.

Data transfer is packet oriented. A 16-bit CRC value is used to detect data corruption.



SYSTEM REQUIREMENTS

Supported radio hardware / MOTOTRBO firmware release

DM3000 or DM4000 series.

IP technology

PC, PLC or other device able to communicate on RS232, RS485 or Ethernet.

Interfaces

USB interface to connect the MOTOTRBO hardware: DM3000 or DM4000 series.

RS232, RS485 or Ethernet for communicating with PC, PLC or other devices.

Supported MOTOTRBO system architecture

Single Site, IP Site Connect, Capacity Plus, Linked Capacity Plus.

KEY FEATURES & BENEFITS

- Allows connection to RS232, RS485 or Ethernet interfaces for PC, PLC or other RTUs.
- Programmable RS232 or interface.
- Status leds (Power, Data, Error).
- Wide input voltage range (9-36 V DC).
- Protocols: Modbus ASCII, Modbus RTU, IEC-101, DNP3, Connection oriented, Connectionless oriented.
- Reliable data transfer using 16 bit CRC and retransmission.
- Data packet length up to 500 bytes.
- Change channel and zone.

ERDI-12
PROVIDES SERIAL
RS232 OR RS485
AND ETHERNET
INTERFACE TO
OTHER DEVICES:
PC, RTU OR PLC.

MARKETS

Gas and water distribution,
Waste water systems, Electricity
distribution, Flooding protection.

DISTRIBUTION

Worldwide.

LANGUAGES

English.

ERDI-12



FIND OUT MORE

WEB: www.naglic.si



FS-3000 / FS-4000

OPTION BOARDS FOR DATA TRANSFER



FS-3000 / FS-4000
FS-3000 AND FS-4000 OPTION BOARDS ARE EXTREMELY SIMPLE SOLUTIONS FOR DATA TRANSFER OVER RS-232. A TYPICAL APPLICATION HAS PROVED TO BE THE ABILITY TO CONNECT OLDER RTUS TO NEWER MOTOTRBO RADIOS TO FACILITATE MIGRATION TO DIGITAL AND PROTECT INVESTMENT.

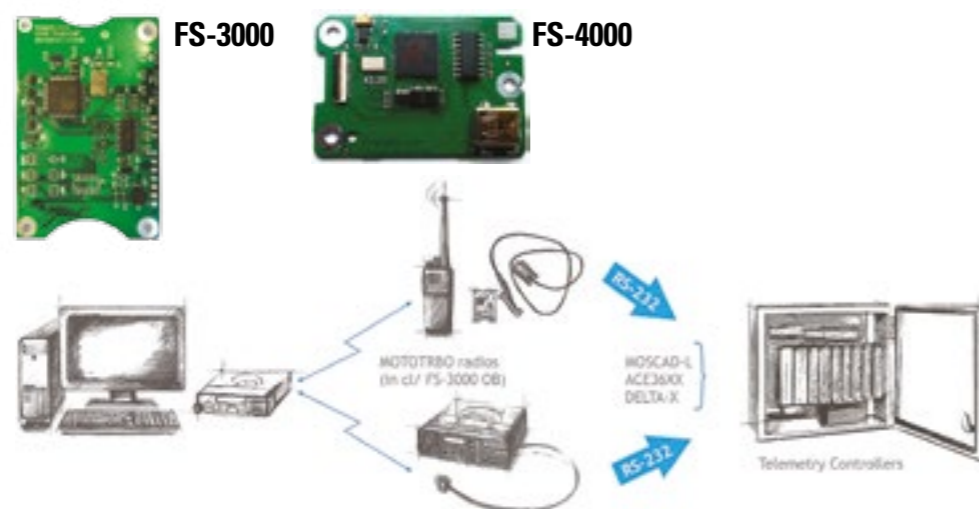
FS-3000 and FS-4000 are option boards providing an interface with different data devices via a RS-232 interface. FS-3000 is designed for use with any MOTOTRBO R1.X radios and FS-4000 with MOTOTRBO DM2xxx/DM4xxx radios. FS-3000 and FS-4000 option boards are respectively compliant with Motorola requirements for MOTOTRBO R1.X OB and MOTOTRBO R2.X OB. FS-3000 comes in two models: FS-3000M for MOTOTRBO mobile radios and FS-3000P for MOTOTRBO portable radios.

The option board is installed inside the radio and uses the internal bus of the radio. The data-cable is connected to the mini-jack on the option board. For the portable, the data-cable for the portable radio is connected directly to the accessory connector.

The MOTOTRBO radio equipped with FS-3000 or FS-4000 option board can be used by various kinds of telemetry controllers in Utilities, Oil & Gas and Water supply, Energy/power supply and Industrial Automation.

A typical application is the ability to connect older RTUs to newer MOTOTRBO radios to facilitate migration to digital and protecting investment.

FS-3000 / FS-4000



SYSTEM REQUIREMENTS

Radio Hardware / Releases Compatibility

FS-3000 Compatible with all MOTOTRBO R1.X radios.
FS-4000 compatible with MOTOTRBO DM2xxx/DM4xxx radios.

Computer Hardware / Operating Systems

PC or data device with the serial port.

Interfaces

Data-cables for mobile or portable MOTOTRBO radios (delivered with the appropriate model of Option board).

"End" connectors can be either RG-45 or DB-9 in accordance with the customer's requirements.

MOTOTRBO System Architecture

Direct Mode, Repeater Mode.

Other Requirements

Very good knowledge of MOTOTRBO CPS and RS-232 configurations. The distributor must be equipped with the tools to install an Option board and after them to restore the waterproof of the radio.

KEY FEATURES & BENEFITS

- Allows data rates of up to 2.4 Kbps Over-the-Air.
- Has its own data buffering and error correction.
- Can be easily programmed locally or remotely 'over-the-air'.
- Can be used with many other controllers with a RS-232 interface.
- ARM7 microprocessor architecture.
- MAX3232 line driver.
- Hardware handshaking (RTS, CTS).
- Max Tx PDU size is 1500 bytes.
- Own buffering of 16 packets and error correction.
- Windows based configuration software.
- Local and remote "over-the-air" programming (from one to another).
- Adjustable interface parameters (bit rate, data bits,...) and radio initialisation (ID, CAI Network).
- Upgrade is easy and available after new OP firmware is released.
- Approved on MOSCAD, ACE36XX and Delta-X controllers.

FIND OUT MORE

WEB:

www.friendly.by/Product_Catalogue/Own_development/Board_FS-3000

CATALOGUE:

http://friendly.by/Product_Catalogue/Own_development/Opcionalmznaya_plata_peredachi_dannueh_FS-4000

MARKETS

Utilities, Oil and Gas Pipelines, Water supply, Industrial Automation, Telemetry and SCADA applications.

DISTRIBUTION

EMEA.

LANGUAGES

Russian, English.





IFMI1

TRANSPARENT DATA & TELEMETRY INTERFACE

The IFMI1 is a transparent Data and Telemetry Interface developed for use with MOTOTRBO DM3000 Series.

The IFMI1 is based on a microcontroller with a powerful ARM Cortex-M3 core. It comes with the following interfaces and GPIOs: two RS232 interfaces (no hardware flow control), Ethernet 10/100 M interface, one digital output, two digital inputs and diagnostic LEDs.

An optional high sensitivity onboard 16-channel GPS receiver is available.

The IFMI1 is a low cost solution for data transfer in systems where MOTOTRBO technology is being used for voice communication already. It overcomes a shortcoming of the MOTOTRBO product where data can be sent and received only via a USB port.. The IFMI1 can be used for different kinds of applications.



SYSTEM REQUIREMENTS

Radio Hardware / Releases Compatibility
MOTOTRBO DM3000 Series.

Other Requirements

Very good knowledge of IP technology.

KEY FEATURES & BENEFITS

- Allows direct connection to Ethernet and RS232 interfaces of different data devices like RTUs, computers or simple control devices.
- Can be easily programmed via the Ethernet interface.
- Two RS232 interfaces, programmable from 110 to 115200 bit/sec.
- One Ethernet 10/100M interface.
- One digital output (max. 30V, 150 mA).
- Two digital inputs (L=0 to 0.8 V,H = 2.5 to 14 V).
- Status LEDs (two for Ethernet activity, two are application driven).
- Optional onboard 16 channel GPS receiver.
- Firmware flash able via Ethernet port.
- Power feed via internal radio bus.
- Power drain: 50mA.
- Operating temperature: -30°C to +75°C.
- Storage temperature: -40°C to +85°C.
- Dimensions: 50 x 170 x 30 mm.
- Mounted directly onto the radio and requires no separate power supply.

IFMI1

THE IFMI1 IS A LOW COST SOLUTION FOR DATA TRANSFER IN SYSTEMS WHERE MOTOTRBO TECHNOLOGY IS BEING USED FOR VOICE COMMUNICATION ALREADY.

MARKETS

Utility Companies, Railways, Oil and Gas Pipelines, Transportation.

DISTRIBUTION

Europe, Eastern Europe, Middle East and Africa.

LANGUAGES

Czech, English, Ukrainian, Russian.

Other languages on request.

IFMI1



FIND OUT MORE

WEB: www.connectel.eu/en/applications/ifmi1-option-board

FLYER: www.connectel.eu/userfiles/file/applications/IFMI1_SpecSheet_eng.pdf

ALSO FROM CONNECTEL



IFME2

TRANSPARENT DATA & TELEMETRY INTERFACE


The IFME2 is a transparent Data and Telemetry Interface developed for use with the following MOTOTRBO mobile radios: DM1000 Series (in digital mode), the DM2000 Series and the DM4000 Series.

The IFME2 is an external device that can be mounted close to the radio and connects to the auxiliary connector of the radio (a cable is included).

The IFME2 is based on an A10 SoC (System on Chip) with a powerful ARM Cortex-A8 processor core and provides several peripherals for the data transmission over MOTOTRBO. The two USB interfaces and the 100Mbit native Ethernet interface are used by the solution.

Fully transparent for data transmission, the interface can be used to send and receive applications over a MOTOTRBO radio network. Potential applications can be: text messaging, environmental monitoring, flood control, monitoring of oil and gas pipelines, remote control of high voltage switches, board computers for Public Transportation and telemetry for oil and gas excavation fields.

IFME2



SYSTEM REQUIREMENTS

Radio Hardware / Releases Compatibility

DM1000 Series (in digital mode), DM2000 and DM4000 Series MOTOTRBO mobile radios.

On R2.4 or higher.

Other Requirements

PC or other applications which communicate over RS232 or Ethernet.

Programming of the IFME2 interface per PC via the Ethernet interface.

KEY FEATURES & BENEFITS

- Allows direct connection to Ethernet and RS232 interfaces of different data devices like RTUs, computers or simple control devices.
- Can be easily programmed via the Ethernet interface.
- USB type A interface for connecting to the auxiliary connector of the radio.
- Second USB type A interface for optional USB/RS232 adapter.
- Mini USB interface (USB-OTG).
- One Ethernet 10/100Mbit interface.
- Status LEDs for Ethernet activity.
- Micro SD card (8GB) for storage of the operation system and the application software.
- Power drain: up to 500mA @ 5VDC via external power adaptor.
- Operating temperature: -40°C to +75°C.
- Storage temperature: -40°C to +85°C.
- Dimensions: 27 x 67 x 92 mm.

FIND OUT MORE

WEB: www.connectel.eu/en/applications/ifme2-option-board

FLYER: www.connectel.eu/userfiles/file/applications/IFME2_Spec_Sheet.pdf

ALSO FROM CONNECTEL

MARKETS

Utility Companies, Railways, Oil and Gas Pipelines, Transportation.

DISTRIBUTION

Europe, Eastern Europe, Middle East and Africa.

LANGUAGES

English, Czech, Russian and Ukrainian language.



K-TERM82

IO-BOX FOR DMR RADIOS

The IO box K-TERM82 is used for data collection as well as for steering external equipment. The unit integrates various serial communication hardware, analogue and digital inputs and digital outputs with up to 12A current sourcing.

The K-TERM82 is attached to the DMR radio via a USB cable. It can be programmed to set output lines on receiving K-TERM data or text messages. Changes on input lines (analogue and digital) can be used to send K-TERM data or text messages.

The K-TERM serial protocol allows transferring information to attached units via RS232 or RS485. Optionally, the unit can be equipped with additional communication hardware (LAN, CAN).

K-TERM82

THE K-TERM82 INTEGRATES VARIOUS SERIAL COMMUNICATION HARDWARE, ANALOGUE AND DIGITAL INPUTS AND DIGITAL OUTPUTS WITH UP TO 12A CURRENT SOURCING.

MARKETS

All Vertical Markets.

DISTRIBUTION

Worldwide.

LANGUAGES

English, French, German.

K-TERM82



SYSTEM REQUIREMENTS

Radio Hardware / Releases Compatibility

All radios DP/DM3xxx and DP/DM4xxx.

Computer Hardware / Operating Systems

Windows 2000 / XP / VISTA / WIN 7 for K-TERM CPS.

Interfaces

K-TERM programming CPS for configuring K-TERM82.

KEY FEATURES & BENEFITS

- 16 Output lines.
- 16 Input lines digital.
- 8 Input lines analogue.
- USB connection to DMR radio.
- Optional 1 to 4 high current output module with 4x12A per Output.
- RS232, RS485, CAN, LAN.

FIND OUT MORE

WEB: www.kilchherr.com

FLYER: www.kilchherr.com/page.php?id=sfhd9

ALSO FROM KILCHHERR ELEKTRONIK



neoConneX®

MOTOTRBO TEXT MESSAGING AND GPS CAPABILITIES FOR LARGE ENTERPRISES

The neoConneX family of appliance solutions provides the back-end infrastructure to support GPS and Telematic features on MOTOTRBO radios. All solutions under the neoConneX name are purchased as a hardware appliance solution. Both the GPS appliance, namely **neoConneX Fleet Manager** and the text messaging capability provided by the **neoConneX multiGate** can work in parallel with one another to create a single comprehensive system with an extensive range of features and capabilities. This allows large and smaller organizations alike to manage their fleets, easily from their own dispatcher. neoConneX is a back-end system, so all interfaces are web based for secure and easy access.

neoConneX

neoConneX IS A BACK END FAMILY OF APPLIANCE SOLUTIONS THAT CAN PROVIDE TEXT MESSAGING AND GPS LOCATION INFORMATION FOR ALL MOTOTRBO SYSTEMS. AS A BACK-END SYSTEM, ALL INTERFACES ARE WEB-BASED FOR EASY ACCESS, ANYTIME.

MARKETS

Construction, Education, Government, Health Services, Hospitality, Manufacturing, Mining and Oil, Service Industries, Transportation, Utilities, Concrete, Utility Services, Municipalities.

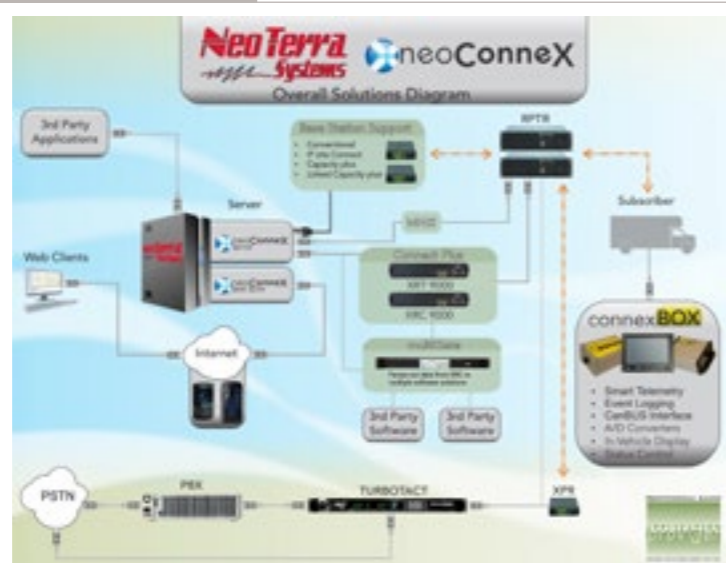
DISTRIBUTION

Worldwide.

LANGUAGES

English.

neoConneX SOLUTION DIAGRAM



SYSTEM REQUIREMENTS

IP Technology

PC, Internet, Ethernet.

Interfaces

Wireline Gateway, Control Stations or connection to XRC.

MOTOTRBO System Architecture

Connect Plus, Capacity Plus, Linked Capacity Plus, IP Site Connect, Conventional.

KEY FEATURES & BENEFITS

neoConneX multiGate (Text Messaging): Capable of unlimited licenses and multi-users. The neoConneX multiGate offers value added features such as email integration, SNPP, SCADA integration and text messaging. This allows radios in the field to receive alerts and messages from automated systems or even custom back end solutions. Includes SNMP traps with Genesis GW3-TRBO.

The **neoConneX Fleet Manager** (GPS): Capable of integrating a wide range of mapping sources including custom GIS mapping sources.

Providing an easy to use GUI interface to allow multiple views for dispatchers to view location data of vehicles and also integrate weather data. GeoCoding built-in. 5 second granularity on GPS location tracking.

Both the neoConneX multiGate and neoConneX Fleet Manager can operate as a single unit, or in a 1:1 redundant mode to further increase the reliability of a system. They can also serve as companion products to each other to provide a fully featured solution.

FIND OUT MORE

WEB: www.neoTerra.ca

ALSO FROM NEOTERRA SYSTEMS

- MOTOTRBO multi-platform support in a single system.
- Web Based AVL.
- Web Based GPS Reporting.
- 5 second granularity on GPS location tracking.
- GeoCoding built-in.
- Email Integration.
- SCADA/Alarm Integration.
- Multi-user capability.
- Connect Plus Networks.
- Server supports unlimited client connections with web based client.
- Client to subscriber radio text messaging: store and forward an unlimited number of messages per subscriber radio.
- Wide mapping choices.
- Weather mapping integration.
- Integrated with the SMTP Server.
- Mobile support integration.
- 3rd party integration using neoConneX as middleware.



PHOENYX

TECHNOLOGICAL AND PERSONAL ALARM MANAGEMENT AND TRANSFER

The PHOENYX suite allows to transfer different types of alarms or events coming from external sources (technology alarms I/O, personal alarms such as man-down, push-button, no-movement, pull-cord), fire system or nurse call, to the telephone system (PABX or GSM), radio system (MOTOTRBO/TETRA) and to the IT world.

PHOENYX uses alarm connectors I/O with external contacts and an IP interface where all contacts are set; serial interface (serial/IP) used in ESPA solution (nurse call) or RS-232 solution (Fire protection system). PHOENYX processes the data received by the source devices and transfers them as defined by the user, either: SMS, email, call, text or a generic text output. Alarms can be notified as a text or vocal message with internal IVR, due the security laws, focus of the lone worker solution.

PHOENYX suite support: Group management, different priority, acknowledge and reverse acknowledge, virtual environment (VMware or Virtual host Oracle). PHOENYX can be integrated into an existing infrastructure using standard technology instead of a proprietary platform which require specific phone, DECT system or base system.

PHOENYX is a web-based solution configured and managed via a web interface from any PC connected via LAN without any client installation.

PHOENYX



SYSTEM REQUIREMENTS

Radio Hardware / Releases Compatibility

MOTOTRBO/TETRA Radio with USB interface towards PC or MOTOTRBO/TETRA vehicular radio with USB interface toward PC.

Computer Hardware / Operating Systems

PC with Pentium® Dual Core minimum processor, Microsoft Windows® XP or later operating system, 2x250 GB HDD SATA, 3 GB of RAM, XGA (1024x768) of higher-resolution monitor, Virtualization software such as VMWARE or Virtual Box for Ubuntu OS.

Interfaces

USB port for MOTOTRBO radios. Ethernet card for web access.

MOTOTRBO System Architecture

A DMR radio or a DMR vehicular radio connected to PC via USB.

KEY FEATURES & BENEFITS

- Compatible with every telephone system VoIP and/or traditional (through a normal gateway) using standard phone protocols such as SIP, H323, IAX2
- Capable to capture every information or event towards any kind of mobile or fixed solution, whatever the brand, type or technology (DECT, IP-DECT, wi-fi, GSM, RTC, ISDN).
- No implementations or upgrades or replacement with proprietary hardware, using the existing environment and hardware.
- Developed in a Linux Debian environment and uses the most efficient programming language as .NET, Apache, etc.
- Information stored in MYSQL Database, which is encrypted and hidden in the normal user interface.
- Phoenix can interface with an extensive range of alarm systems, including:
 - Open/Close contacts (I/O)
 - Serials (RS232, 422, 485, etc.)
 - Fire System (different vendor)
 - ESPA 4.4.4 protocol
 - Printer server
 - Personal alarms (man-down, push-button and no-movement) with different system
 - Localisation on Radio Network, IP-DECT network, wi-fi and GSM via GPS with 3D maps (Bing!)
 - Localisation through proprietary locators
 - RFID
 - SCADA
 - Nurse call (different vendor)
 - XML
 - Mail
 - ERP
 - ORACLE and Espresso
 - Access control
 - IFIX
 - HL7
 - OPC

FIND OUT MORE

WEB: www.saitel.it

ALSO FROM SAITEL

PHOENYX IS A HIGHLY PERFORMING ALARM TRANSFER SOLUTION PROVIDING AN INTERFACE TO MOST ALARM SYSTEMS AVAILABLE IN THE MARKET INCLUDING: PERSONAL ALARM (GEOLOCALISATION), MAN-DOWN ALARM, SCADA AND PLC ALARMS, TECHNOLOGICAL ALARM, HEALTHCARE ALARM, NURSE CALL SYSTEM AND ALARMS FROM 3RD PARTY SOFTWARE.

MARKETS

Food Industries, Public Administration, Public Safety (Police, Ambulance, Fire Brigades), Rescue Services, Transportation, Industry market (Oil & Gas, Steel Industries...), Sports Facilities, Naval installations, Utilities, Retail, Workplace safety, Cable cars, Energy.

DISTRIBUTION

EMEA.

LANGUAGES

English, Italian.



RADIOPAD BASE STATION

WIRELESS COMMAND & CONTROL CENTRES FOR MOTOTRBO

radioPad™ is an Android and iOS based application allowing users to control the functions of their MOTOTRBO or TETRA radios away from the base station radio or from outside their vehicle by creating mobile hot spot access and a radio user interface via mobile devices. Functions that can be controlled include: Channel Control, Site & Zone Control, Voice Calls, Emergency Operation, Subscriber & Group Alias or ID, Contacts Management, Talk Around, Permanent Monitor, Radio Check, Remote Monitor, Scan, Text Messaging, Call Logging, Security Radio, Lone Worker, Direct Mode Communication between various radioPad devices, Enterprise Class and Wireless Security (WEP, WPA-2-Enterprise, WPA2-PSK, WPA-PSK).

With radioPad™ users have the capability to control multiple radios from a tablet, using a customised user interface to personalise communications. radioPad™ also has multi-language capabilities.

Additional Enterprise applications include hotspot integration with Credit Card Readers, Authentication, Scanners, Barcode, Biometrics, Alarms, Invoicing, Ticketing and RFID to transmit data from those devices through the radioPad application over your radio network..

RADIOPAD



SYSTEM REQUIREMENTS

Radio Hardware / Releases Compatibility
MOTOTRBO 1.8.

Computer Hardware / Operating Systems
SafeMobile SafeBridge™ Unit, Android based tablet or mobile device (5" screen – Pod / 7"+ screen – Pad).

Interfaces
Android 2.1 or higher.

MOTOTRBO System Architecture
Capacity Plus, Linked Capacity Plus, Conventional, IP Site Connect & Connect Plus.

Other Requirements
Basic computer and Windows system knowledge.

KEY FEATURES & BENEFITS

- Android-based or iOS solution with smartphone app.
- Customisable GUI interface and multiple languages.
- Integrates with existing radio system.
- Wireless freedom to control communications from your wrist, from outside of the vehicle, or away from the base station in your dispatch center.
- Email transmission and image transmission.
- Improved field communications.
- Enhanced emergency response communication with full Enterprise Class Encryption.
- Advanced text messaging allows two-way SMS communication between a radio or group of radios.
- Voice call (Private, Group and All Calls) direct to any Radio or other radioPad. Emergency calls with remote DeKey (for selected users).

FIND OUT MORE

WEB: www.safemobile.com/solution-radiopad-base-station.php
FLYER: www.safemobile.com/data/solutions/21.NI_Brochure.pdf

ALSO FROM SAFEMOBILE

**RADIOPAD
BASE STATION**
RADIOPAD ENABLE
USERS TO USE
AN ANDROID OR
IOS CELL PHONE
OR TABLET
AS A REMOTE
CONTROL HEAD
FOR MOTOTRBO
RADIOS.

MARKETS

Public Safety, Government, Transportation, Oil & Gas, Taxi and Limousine, Utilities, Public and Student Transportation, Private Security, Municipal Services, Emergency Services, Fleet Management.

DISTRIBUTION

Worldwide.

LANGUAGES

English, Russian, French, Spanish, German, Turkish, Arabic, Romanian, Czech, Chinese, Italian.



SmartPTT FILE TRANSFER

FREWARE APPLICATION TO TRANSFER FILES THROUGH A MOTOTRBO RADIO CHANNEL

SmartPTT File Transfer is a freeware application to transfer files through the radio channel based on MOTOTRBO radios. SmartPTT File Transfer was specifically designed for effective data transmission taking into account the limitations of the connection provided by MOTOTRBO.

It consists of 2 modules: a Client Application which transfers the selected files to the server PC, and a Server Application which accepts the files sent from the client. The MOTOTRBO radio must be connected to the server computer via USB.

**SmartPTT
FILE TRANSFER**
SmartPTT FILE
TRANSFER IS
A FREWARE
APPLICATION
WHICH PROVIDES
AN EFFICIENT
WAY TO COPY
FILES BETWEEN
TWO COMPUTERS
CONNECTED
BY THE RADIO
CHANNEL BASED
ON MOTOTRBO
RADIOS.

MARKETS

Power, Oil & Gas,
Manufacturing, Mining, Public
Transportation, Public Safety,
Emergency Services, Utilities,
Hospitality, Education.

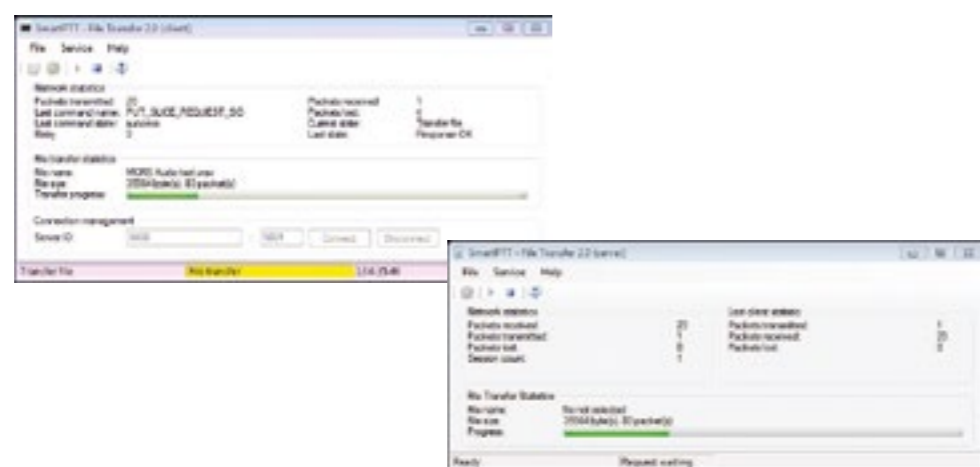
DISTRIBUTION

Worldwide.

LANGUAGES

English, Russian.

SmartPTT FILE TRANSFER



SYSTEM REQUIREMENTS

Radio Hardware / Releases Compatibility

MOTOTRBO radio with firmware 1.08.32 or higher.

Computer Hardware / Operating Systems

PC, Windows XP SP3 / 2003 / Vista / Windows 7 /
Windows 8, 1Hz x86 Pentium 4, 512 Mb RAM, 10 Mb HDD.

Interfaces

USB 2.0.

MOTOTRBO System Architecture

IP Site Connect, conventional networks.

Other Requirements

NET Framework 4.0, USB data cables for programming
MOTOTRBO radios.

KEY FEATURES & BENEFITS

- Transfer speed 1150 Bit/s.
- Automatic transfer recovery.
- List of clients allowed to transfer to the server.
- Designed for effective data transmission taking into account the limitations of the connection provided by MOTOTRBO.
- Easy to install, lightweight application and immediately available to download.
- Free of charge.

FIND OUT MORE

WEB: www.smartptt.com/en/filetransfer.html

ALSO FROM ELCOMPLUS





WiTACS

TOUCH SCREEN AUTOMOTIVE TABLET, NAVIGATOR, DATA EXCHANGE

WiTACS is a professional and energy-efficient PC for in-vehicle use. The control panel is a touch screen display that provides a simple and easy interface for use with different MOTOTRBO radios.

In the world of advanced communications there is an increasing demand for a vehicle system that is able to use different radio technologies. WiTACS is suitable for public safety and commercial use for data transmission and navigation purposes, alarm management and database access.

A tablet running on the Android operating system is able to send and receive messages from its 7/10 inch touch screen display using MOTOTRBO and also 3G networks.

With WiTACS users can perform database queries using DMR data transmission. It is also possible to shoot a picture with the tablet camera or create word documents and send them all to the control room.

WiTACS



SYSTEM REQUIREMENTS

Radio Hardware / Releases Compatibility
MOTOTRBO radios with Bluetooth (4000 Series).

MOTOTRBO System Architecture
Conventional, IP Site Connect, Capacity Plus, Linked Capacity Plus and Connect Plus.

Other Requirements
Bluetooth, IP, MOTOTRBO, Android Tablet.

KEY FEATURES & BENEFITS

- Facilitates remote access to database for direct access to different services.
- Versatile product for more effective fleet management and resource deployment whilst taking full advantage of digital transmission.
- Data exchange using DMR and 3G networks.
- Touch screen display.
- Supports connection to GPS in MOTOTRBO radios or to external receiver and uses the GPS coordinates in many applications such as AVL.
- Database query (e.g. plate request information) or customised query.
- "Text to speech" functionality.
- Android OS.
- Pictures management.
- Document management.

FIND OUT MORE

WEB: <http://witacs.eurocomtel.com>

ALSO FROM EUROCOM TELECOMUNICAZIONI

WiTACS
TAKING FULL
ADVANTAGE OF
MOTOTRBO DIGITAL
TRANSMISSION,
WiTACS
PROVIDES MOBILE
CONNECTIVITY
AND COMPUTING
POWER FOR
VEHICLE USERS -
DELIVERING MORE
EFFECTIVE FLEET
MANAGEMENT
AND RESOURCE
DEPLOYMENT.

MARKETS

Government, Emergency Services, Railways, Airports, Metro, Taxi, Bus and Limo Service, Rental Car Companies, Utilities.

DISTRIBUTION

EMEA and Latin America.

LANGUAGES

English, Italian, French, Spanish.
Other languages on request.



ZONITH ACS

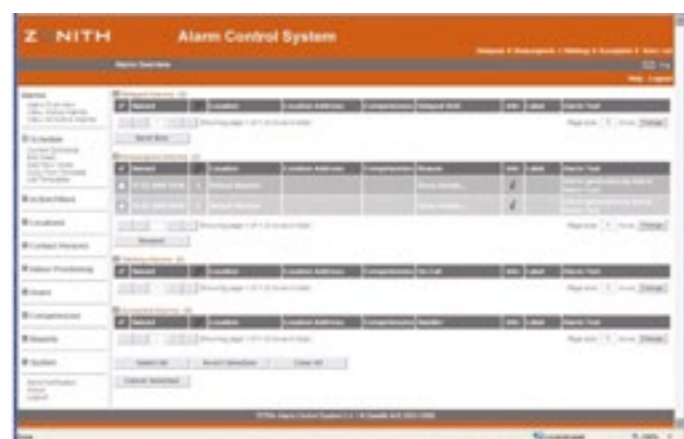
AUTOMATIC ALARM DISPATCH FOR INCREASED SAFETY AND EFFICIENCY

The ZONITH Alarm Control System (ACS) is a Windows based software application that intelligently and automatically dispatches emergency and business critical alarms to MOTOTRBO radios.

ZONITH ACS picks up alarms from any alarm source. It pairs the alarm with the right on duty employee using an intelligent scheduler, ensuring that problems get handled at the right time by the right person. ACS automatically selects alarm responders based on availability, location and skill set. ACS is a fully automated system and is designed to significantly improve the way people work and manage their time. Alarms can be sent as text messages to people using MOTOTRBO, TEAM VoWLAN phones, pagers, mobile phones or email devices.

The ZONITH Alarm Control System user interface is browser based and uses as an intelligent scheduler to assign alarms to individual users based on competencies and provides automatic alarm escalation to ensure action is taken. The ZONITH Alarm Control System combined with MOTOTRBO radios allows people to remotely acknowledge, decline and close alarms using MOTOTRBO radio messaging and Job Ticketing features.

ZONITH ACS



SYSTEM REQUIREMENTS

Radio hardware / Releases Compatibility

1 MOTOTRBO base station, radio firmware version 1.6.0 or greater.

Computer Hardware / Operating Systems

PC Dual-core 2GHZ CPU or higher, 4GB of system RAM, Windows Server or Windows 7.

Interfaces

Supports Alarm Interfaces: RS232, I/O, ASCII, SMPT, OPC, SMS, TETRA, DMR, Ekahau, DATABASE.

Ask for information about other interfaces.

MOTOTRBO System Architecture

Direct, Conventional Repeater, IP Site Connect, Capacity Plus.

ZONITH ACS INFRASTRUCTURE

KEY FEATURES & BENEFITS

- Active, Centralised and Automated 24/7.
- Handles any alarm from any source.
- Watch schedule integration.
- System Alive Checker - constantly pings the radio network and ACS to ensure 24x7 uptime. If either is down, an SMS will be sent via the GSM network to IT Personnel.
- Prioritises alarms for optimal use of resources.
- Receive emergency and business critical alarm text messages on MOTOTRBO radio.
- Acknowledge, decline, close and escalate alarms using your MOTOTRBO radio interface.
- Define and schedule the flow of alarms to ensure the right people are immediately notified.
- Create action filters to handover alarm messages to other media, e.g. GSM, E-mail.
- Automatically dispatch alarms based on peoples competency and location.
- Notify mobile phone and e-mail users when people press their MOTOTRBO radio.
- Provide Centralised Lone Worker functionality by raising alarms if people don't respond to a message.
- In combination with ZONITH Indoor Positioning System (IPS) supports 'Safe Area' to automatically activate Centralised Lone Worker.
- Provides a web browser interface from any connect computer.
- Alarm Display Screen - touch screen that can be mounted anywhere in your facility to display and manage alarms.

FIND OUT MORE

PRODUCT PAGE: www.zonith.com/products/acs

PRODUCT FLYER: www.zonith.com/downloads

ALSO FROM ZONITH

ZONITH ACS
ZONITH ACS
ALLOWS A
WORKFORCE TO
RECEIVE, READ
AND MANAGE
ALARMS OR TASKS
WHILE ON THE
MOVE - WITHOUT
THE NEED TO
RETURN TO A
CONTROL ROOM
OR ALARM PANEL.

MARKETS

Utilities, Natural Resources, Offshore Oil&Gas, Prisons, Hospitality, Manufacturing, Healthcare, Education.

DISTRIBUTION

North America, EMEA, APAC, CALA.

LANGUAGES

English
(documentation and setup).
User Interface can be in any Latin language.



SYSTEM MONITORING



SYSTEM MONITORING



To get the best from your MOTOTRBO system, you need to know how it's performing. These applications give you a dashboard view of key metrics and parameters, with detailed logs on your radio system usage helping you to optimise performance and define future system growth and upgrades.

Several reporting and analysis tools are available which our ADP partners have developed to help you optimise the performance of your MOTOTRBO system and enhance the management of your network. These include voice dispatch, voice call recording (with date and time stamps), the ability to control system usage, prioritise calls and identify which users are active. You can also view graphical representations of the network infrastructure for real-time network monitoring, identify the type of data transferred by repeaters, map coverage areas and log hardware failures.



GW3-TRBO®

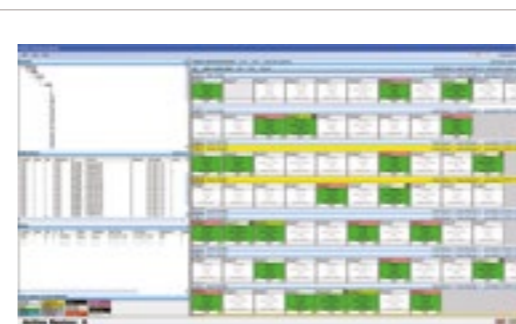
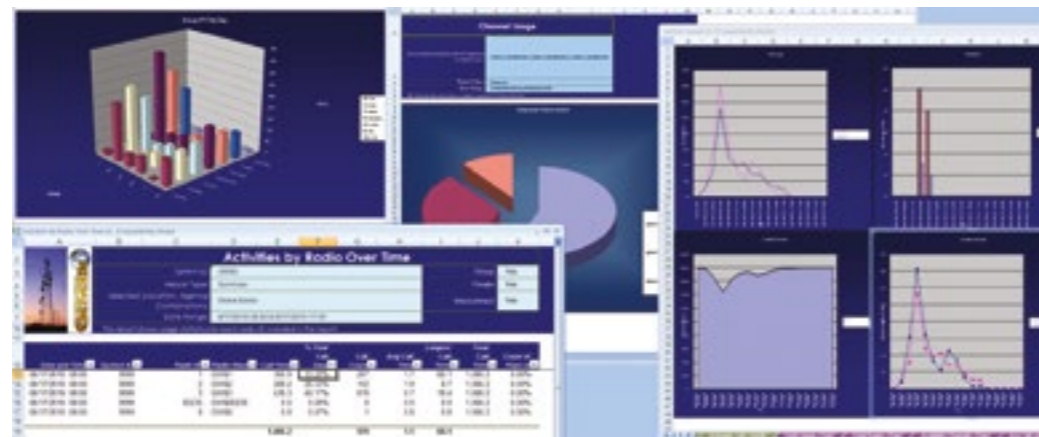
ENHANCED PERFORMANCE MANAGEMENT FOR MOTOTRBO NETWORKS

GW3-TRBO® is a system management tool to monitor, manage, archive, report and create notifications on MOTOTRBO™ systems. GW3-TRBO provides a quick and easy way to capture system activity and performance. The software offers enhanced functionality to Motorola's Repeater Diagnostics Alarms and Control (RDAC) software by presenting the system administrator with live performance and usage information for each radio and talkgroup and alarm notifications.

GW3-TRBO users can instantly view who is using airtime, real-time talkgroup activity, and data from the MOTOTRBO repeaters. This allows for quick, visual confirmation that the network is performing as expected.

RDAC (Repeater Diagnostics and Controls) application allows a system administrator to monitor and control repeaters within the system (analogue or digital). While this repeater monitoring and control component is critical to the system, GW3-TRBO provides additional functionality by presenting the system administrator with live performance and usage information on the system.

GW3-TRBO®



GW3-TRBO® USER INTERFACE

SYSTEM REQUIREMENTS

Radio Hardware / Releases Compatibility

MOTOTRBO firmware 1.6A or newer; XRT9000 Gateway must be purchased for connection to Connect Plus.

Computer Hardware / Operating Systems

- Compatible with up to 6 sites. Desktop Specs: Desktop, i7 (quad core, 8mb cache, 3.40GHz), 8Gb RAM, 500Gb SATA HDD, DVDRW, Win 7 Pro, Office Basic, 20"+ monitor, keyboard, mouse, speakers, 3yr NBD Onsite Service.
- Required for 7 or more sites and/or increased database capacity.

Server Specs: Dell PowerEdge R320 Rackmount Server, Xeon (6 core, 15M Cache, 1.90GHz), 8Gb RAM, RAID Controller, 2x300Gb 15k Drives, DVD-RW, Windows Server 2008 R2 x64, SQL Server 2008R2 Standard (or above), Office Basic, ReadyRails (2/4 Post).

Interfaces

IP Connectivity to Master Repeater for GW3-TRBO to connect as a peer.

MOTOTRBO System Architecture

MOTOTRBO Capacity Plus, IP Site Connect, Connect Plus, Conventional and Linked Capacity Plus Systems.

KEY FEATURES & BENEFITS

- Centrally monitor multiple MOTOTRBO systems with one easy to use program.
- Establish parameters for automatic system alerts and notifications.
- Archive network activity for up to six months to enable historical and forensic reporting.
- Remote IP monitoring to diagnose system issues from one central location, minimising system downtime and maintenance costs.
- Report on system and subscriber, usage and performance with customisable Excel® reports, importable to most billing programs.
- Subscriber Access Control (SAC) provides system administrators control of network usage to maintain a secure system.

GW3-TRBO Core Software Modules include:

Alias Manager, Security Manager, Site and Systems Input Manager, Trigger Notifications.

GW3-TRBO Live Views include:

- Activity by Talkgroup with Emergencies.
- Affiliation Display (Connect Plus only).
- All Activity Screen.
- Channel Screen.
- System Activity Summary.
- SysVista Dashboard.
- Subscriber Access Monitor.

GW3-TRBO 15+ Reports include:

- Usage by Infrastructure.
- Detailed usage by subscriber, groups agencies.
- Diagnostics by site, channel, slot.

FIND OUT MORE

WEB: www.genesisworld.com/EMEA/TRBO/
 FLYER: www.genesisworld.com/PDF/GW3TRBO.pdf
 MODULES: www.genesisworld.com/EMEA/TRBO/modules.asp

GW3-TRBO®
 ONE INTEGRATED
 SOLUTION ALLOWS
 CENTRALISED
 MANAGEMENT
 OF ALL SYSTEM
 WIDE DATA TO
 DISPLAY REAL-
 TIME ACTIVITY,
 SEND CRITICAL
 NOTIFICATIONS,
 AND ARCHIVE DATA
 FOR FORENSIC
 REPORTING ON
 ALL MOTOTRBO
 PLATFORMS.

MARKETS

Airlines, Construction, Education, Entertainment Venues, Government, Hospitality, Manufacturing, Mining, System Operators, Transportation, and Utilities.

DISTRIBUTION

EMEA.

LANGUAGES

English.




SmartPTT MONITORING

REAL-TIME REMOTE MONITORING AND CONTROL OF MOTOTRBO INFRASTRUCTURE

SmartPTT Monitoring is a software application providing real-time and comprehensive analytics on the radio network for in-depth analysis and optimal management of your MOTOTRBO infrastructure.

The system administrator can check the performance of the dispatcher system and control the hardware remotely from a simple graphical user interface.



SYSTEM REQUIREMENTS

Radio hardware / Releases compatibility
MOTOTRBO radios with firmware R1.8 or higher.

Computer Hardware / Operating Systems
Windows 7/8/Server 2008, Intel Core i3 or higher, minimum 2 Gb RAM, no less than 12 GB available hard drive space.

Interfaces
Ethernet.

MOTOTRBO System Architecture
IP Site Connect, Capacity Plus, Linked Capacity Plus, Connect Plus, Standalone repeater.

Other requirements
Monitor.

KEY FEATURES & BENEFITS

- Real Time Monitoring – graphical representation of voice and data activity received from MOTOTRBO repeaters allows watching over the system in real time.
- Network Topology – graphical representation of radio network schema: radio servers, repeaters, routers, UPSs.
- Hardware Diagnostics – information about current state of connected MOTOTRBO repeaters and radioservers.
- Hardware Control – tools to shut down or restart radioservers and MOTOTRBO repeaters.
- Hardware malfunction alarms.
- Monitoring Analytics – graphical presentation of the collected data: proportions of event duration during a chosen time frame and daily, proportions of voice and data activity per day during a chosen time period.
- Monitoring Reports – detailed report based on collected data and filtered by a number of criteria.
- Minimised expenses for system maintenance.
- Real-time network infrastructure monitoring.

**SmartPTT
MONITORING**
PROVIDING REAL-
TIME AND COMPLETE
INFORMATION
ABOUT THE
RADIO NETWORK,
SMARTPTT
MONITORING
ALLOWS IN-
DEPTH ANALYSIS
OF THE SYSTEM
PERFORMANCE,
FOR AN OPTIMAL
MANAGEMENT OF
YOUR MOTOTRBO
INFRASTRUCTURE.

MARKETS

Power, Oil & Gas, Manufacturing,
Mining, Public Transportation,
Public Safety, Emergency
Services, Utilities.

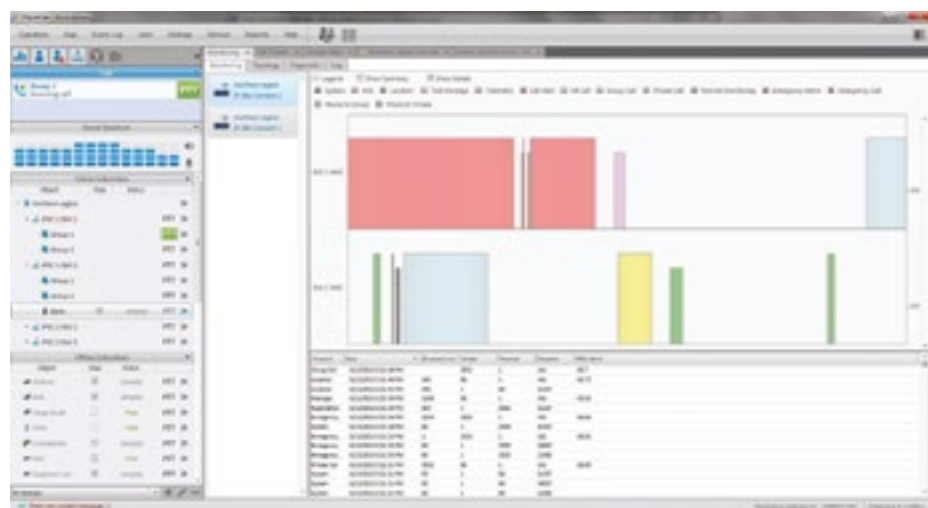
DISTRIBUTION

Worldwide.

LANGUAGES

Arabic, English, French,
German, Italian, Korean, Polish,
Portuguese, Russian, Slovak,
Spanish.

SmartPTT Monitoring



FIND OUT MORE

WEB: www.smartptt.com

FLYER: <http://smartptt.com/marketing>

VIDEO: www.youtube.com/smartptt

ALSO FROM ELCOMPLUS





TRBOnet WATCH

MONITORING AND DIAGNOSTIC FOR DIGITAL RADIO SYSTEMS

TRBOnet Watch is a client-server Windows application that monitors all traffic on MOTOTRBO IP Site Connect, Capacity Plus, Linked Capacity Plus and Connect Plus systems - or a single repeater in IPSC mode.

It displays transmitted GPS, ARS, Voice, Text Messages, System and User data with RSSI, source and destination radio ID's and Peer ID's. TRBOnet Watch helps to balance channel loading, as well as define and solve problems in a radio network.

TRBOnet Watch provides users with a system overview in live display, instant system notification, monitoring of channel loading, view of voice and data usage.



SYSTEM REQUIREMENTS

Radio Hardware / Releases Compatibility

MOTOTRBO Firmware 1.6.3 or higher.

Computer Hardware / Operating Systems

Windows XP / Windows 7 / Windows Server.

Interfaces

UPD/IP connect to repeaters.

MOTOTRBO System Architecture

IP Site Connect, Capacity Plus, Linked Capacity Plus and Connect Plus or a single repeater in IPSC mode.

Other Requirements

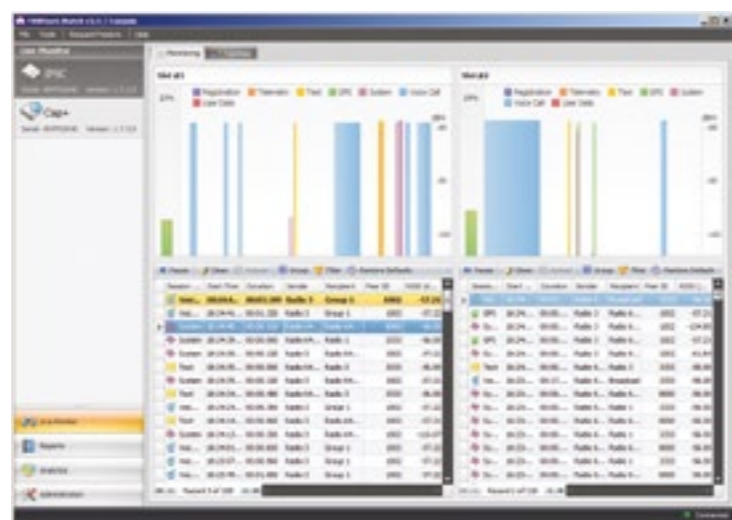
MS SQL Server 2008 R2 Express Edition or Higher.

KEY FEATURES & BENEFITS

- Monitoring and audit of digital channels.
- IP Site Connect / Capacity Plus system topology.
- RF quality control on a Map.
- Analytics module.
- Reporting.
- Online repeater alarm control.
- Email notification.
- Basic / enhanced privacy support.
- Billing.

TRBOnet WATCH
SUPPORTING
ALL MOTOTRBO
SYSTEM
TOPOLOGIES,
TRBONET WATCH
HELPS TO BALANCE
CHANNEL
LOADING, AS WELL
AS DEFINE AND
SOLVE PROBLEMS
IN THE RADIO
NETWORK.

TRBOnet WATCH USER INTERFACE



FIND OUT MORE

WEB: www.trbonet.com/productview.aspx?id=190

FLYER: www.trbonet.com/pdf_files/TRBOnet_Watch_DataSheet_v1.pdf

ALSO FROM NEOCOM

MARKETS

Motorola Service Shops,
Radio Communications
Networks, MOTOTRBO
System Owners.

DISTRIBUTION

EMEA, North America,
Latin America, APAC.

LANGUAGES

English, Russian,
French, Portuguese.



The MOTOTRBO™ ADP Applications Catalogue should help you quickly locate a supplier for a solution that will meet your specific needs. Note that all information given in this catalogue directly or via downloadable files is based on statements by the MOTOTRBO ADP Partners. Motorola Solutions is not responsible or liable for any product or information provided by our ADP Partners.

For more information on how to remaster your communications with MOTOTRBO, visit www.motorolasolutions.com/mototrbo or find your closest Motorola representative or Authorised Partner at www.motorolasolutions.com/contactus

MOTOROLA, MOTO, MOTOROLA SOLUTIONS and the Stylized M Logo are trademarks or registered trademarks of Motorola Trademark Holdings, LLC and are used under license. All other trademarks are the property of their respective owners.
© 2015 Motorola Solutions, Inc. All rights reserved. J4052_MOTOTRBO_APP_CAT_ENDUSER_09/2015



MOTOROLA SOLUTIONS