

SPECIFICATIONS

HANDHELD TRANSCEIVERS

	IC-A25N IC-A25C	IC-A25NE IC-A25CE	IC-A16	IC-A16E
NAV/COM channels	VOR NAV & COM (IC-A25N) COM (IC-A25C)	VOR NAV & COM (IC-A25NE) COM (IC-A25CE)	COM	COM
Built-in GPS	✓ (IC-A25N)	✓ (IC-A25NE)	–	–
Bluetooth®	✓ (IC-A25N)	✓ (IC-A25NE)	✓ (Depending on the version)	
IP rating	IP57	IP57	IP67/IP54	
Flip-flop channel recall	✓	✓	–	–
MIL-STD 810	✓(G)	✓(G)	✓(G)	✓(G)
iOS™ app for flight planning	✓ (IC-A25N)	✓ (IC-A25NE)	–	–
Frequency range (unit: MHz)	TX 118.000–136.992		118.000–136.992	
	RX IC-A25N 108.000–136.992 161.650–163.275 (Weather) IC-A25C 118.000–136.992 161.650–163.275 (Weather)		108.000–136.992 161.650–163.275 (Weather) 118.000–136.992	
Number of memory channels	300 channels (15 groups)		200 channels (10 groups)	
Channel spacing*1	25 kHz/8.33 kHz		25 kHz/8.33kHz	
Power supply requirements	7.2 V DC (BP-288) 11.0 V DC (External DC jack)		7.2 V DC (BP-280)	
Current drain	TX High 1.8 A		1.8 A	
	RX Stand-by 90 mA typical (GPS, Bluetooth, Light:OFF)		65 mA typical	
	RX Max. audio 500 mA		650 mA	
Dimensions*2 (W×H×D)	58.9 × 148.4 × 31.8 mm; 2.3 × 5.8 × 1.3 in		52.2 × 111.8 × 34.1 mm; 2.1 × 4.4 × 1.3 in	
Weight (approx.)	384 g; 13.6 oz (with BP-288 and ANT)		257 g; 9.1 oz (with BP-280)	
Operating temperature range	–10°C to +60°C; 14°F to +140°F		–10°C to +60°C; 14°F to +140°F	
Frequency stability	±0.4 kHz		±0.4 kHz	
Output power (PEP/carrier power)	6 W typical/1.8 W		6 W typical/1.8 W	
Microphone impedance	150 Ω		150 Ω	
Sensitivity (COM)	Less than 0 dBμ (at 6 dB S/N)		Less than 0 dBμ (at 6 dB S/N)	
Adjacent channel rejection	–		More than 60 dB	
Spurious response (COM)	More than 60 dB		More than 60 dB	
Audio output power (at 10% distortion)	1200 mW typical (Internal SP) 530 mW typical into an 8 Ω load (External SP)		1500 mW typical (Internal SP) More than 350 mW into an 8 Ω load (External SP)	

PANEL MOUNT TRANSCEIVERS and MOBILE TRANSCEIVERS

		IC-A220 (TSO version)	IC-A220	IC-A210E	IC-A120	IC-A120E
TSO certification		✓	–	–	–	–
NAV/COM channels		COM	COM	COM	COM	COM
Intercom		✓	✓	✓	–	–
Automatic SQL		✓	✓	–	–	–
Active Noise Canceling		–	–	–	✓	✓
Bluetooth®		–	–	–	✓ (Use with UT-133A)	✓ (Use with UT-133A)
IP rating		–	–	–	IP54	IP54
MIL-STD 810		✓(G)	✓(G)	✓(F)	✓(G)	✓(G)
Frequency range (unit: MHz)	TX	118.000–136.992			118.000–136.992	
	RX	108.000–136.992 161.650–163.275 (Weather)			118.000–136.992	
Number of memory channels		20 channels (Regular)			10 channels (Regular)	
Channel spacing*1		25 kHz/8.33 kHz			200 channels	
Power supply requirements		13.8 V or 27.5 V DC (automatic selection)			25 kHz/8.33 kHz	
Current drain	TX High	13.75 V or 27.5 V DC (automatic selection)			5.0 A maximum	
	RX Stand-by	5.0 A maximum			500 mA maximum	
	RX Max. audio	500 mA			4.0 A maximum	
		4.0 A			4.0 A maximum	
Dimensions*2 (W×H×D)		160 × 34 × 271 mm; 6.3 × 1.3 × 10.7 in			161 × 45 × 175 mm; 6.3 × 1.8 × 6.9 in	
Weight (approx.)		1.2 kg; 2.6 lb	1.0 kg; 2.2 lb		1.5 kg; 3.3 lb (main unit)	
Operating temperature range		–20°C to +55°C			–30°C to +60°C	
Frequency stability		±5 ppm			–20°C to +55°C	
Carrier power		±1 ppm (0°C to +40°C)			±5 ppm (–30°C to +60°C)	
Microphone impedance		8.0 W			±1 ppm (0°C to +40°C)	
Sensitivity (COM)		600Ω			9 W (+1.5 dB/–3 dB)	
Selectivity		–101 dBμ (at 6 dB S/N)			600 Ω	
Adjacent channel rejection		–101 dBμ (at 12 dB SINAD)			Less than 0 dBμ (at 6 dB S/N)	
Spurious response (COM)		Less than +5 dBμ (at 12 dB SINAD with CCITT)			Less than +5 dBμ (at 12 dB SINAD with CCITT)	
Audio output power (at 10% distortion)		74 dBμ			70 dB	
		70 dB			74 dBμ	
		74 dBμ			70 dB	
		1.5W typical (Internal SP)			More than 10 W into an 8 Ω load (External SP)	
		More than 100 mW into a 500 Ω load (Headphone)			More than 10 W into an 8 Ω load (External SP)	
					More than 100 mW into a 500 Ω load (Headphone)	

All stated specifications are subject to change without notice or obligation. \*1 Use of 8.33 kHz channel spacing may be prohibited in some countries. \*2 Projections are not included.

Icom and Icom logo are registered trademarks of Icom Incorporated (Japan) in Japan, the United States, the United Kingdom, Germany, France, Spain, Russia, Australia, New Zealand and/or other countries. IOS is a trademark or registered trademark of Cisco in the U.S. and other countries and is used under license. App Store is a service mark of Apple Inc. The Bluetooth® word mark and logos are registered trademarks owned by Bluetooth SIG, Inc. and any use of such marks by Icom Inc. is under license. Windows is either a registered trademark or a trademark of Microsoft Corporation in the United States and/or other countries. All other trademarks are the properties of their respective holders. \*Bluetooth® connection has not been tested for all Bluetooth® compatible devices with this product. This does not guarantee that all devices will work with this product.

Icom Inc. 1-1-32, Kamiminami, Hirano-Ku, Osaka 547-0003, Japan Phone: +81 (06) 6793 5302 Fax: +81 (06) 6793 0013

www.icomjapan.com

Icom America Inc. www.icomamerica.com

Icom (Europe) GmbH www.icom europe.com

Icom (Australia) Pty. Ltd. www.icom.net.au

Your local distributor/dealer:

Icom Canada www.icomcanada.com

Icom Spain S.L. www.icomspain.com

Icom Asia Co., Ltd. www.icomasia.com

Icom Brazil E-mail: sales@icombrasil.com

Icom (UK) Ltd. www.icomuk.co.uk

Icom France s.a.s. www.icom-france.com



Aviation Radios





6 W (PEP) Powerful Air Band Radio  
with Built-in GPS and Bluetooth® Capability

VHF AIR BAND TRANSCEIVERS

IC-A25N

NAV & COM channels for USA/EXP

IC-A25C

COM channels for USA/EXP

IC-A25NE

NAV & COM channels for EUR/AUS

IC-A25CE

COM channels for EUR/AUS

General Features

- Class-leading 6 W typical (PEP) and 1.8 W typical (carrier) high power RF output
- Easy-to-use interface
- 2.3 inch large high-visibility LCD with night mode
- “Flip-Flop” channel recall
- Bluetooth® capability for hands-free operation (IC-A25N/NE)
- Intelligent battery with detailed battery status
- 25 kHz/8.33 kHz dual channel spacing

Navigation Functions (IC-A25N/NE)

- Built-in GPS with simplified waypoint NAV (Direct-To NAV and Flight Plan NAV)
- Flight plans with iOS™ app RS-AERO1
- VOR navigation functions
- Near station search function



RS-AERO1 map screen example

Waypoint NAV screen

VOR screen

Night mode screen

Detailed battery information screen

And more

- IP57 dust-protection and waterproof construction • 2350 mAh typ. battery pack, BP-288 supplied • BP-289 battery case supplied (depending on version)
- BNC antenna • 121.5 MHz emergency key • NOAA weather channels (IC-A25N/C)
- Priority watch • VFO scan, memory channel scan and priority scan • ANL (Auto Noise Limiter) for pulse-type noise reduction • Side tone function enables you to hear your own voice through a third party aviation headset • Built-in VOX capability • 300 memory channels (in 15 memory groups) with 12 character names • 8.33 kHz/25 kHz channel spacing (depending on version) • External DC power jack • Optional waterproof speaker microphone, HM-231

Supplied accessories: (\* Not supplied or may differ, depending on the radio version.)

• BP-288 battery pack

• BP-289 battery case\*

• BC-224 rapid charger\*

• BC-123SA/SE/SV AC adapter for BC-224\*

• OPC-2379 headset adapter\*

• FA-B02AR antenna

• MB-133 belt clip

• Hand strap

Class Leading 1500 mW Powerful Audio  
with a Compact Body

VHF AIR BAND TRANSCEIVERS

IC-A16

For USA

IC-A16E

For EUR

General Features

- 8.33 kHz and 25 kHz channel spacing
- 1500 mW loud audio provides clear communications
- 6 W (PEP) /1.8 W (carrier) RF output power
- Bluetooth® capability for Hands-Free operation\*  
\* Bluetooth® operation depends on the transceiver version.
- Large capacity battery pack provides 17 hours\* of long battery life  
\* With BP-280. Typical operation with TX : RX : Standby = 5:5:90. (Bluetooth® OFF, backlight OFF)
- Compact, waterproof and durable body (IP67/IP54 and MIL-STD-810-G)
- LCD and key backlight for night time operation
- Compatible\* with third-party aviation headsets  
\* Optional headset adapter OPC-2401 required.

And more

- Auto Noise Limiter (ANL) for noise reduction
- Side Tone function
- Internal VOX capability
- 200 memory channels with names up to 8 characters
- BNC type antenna connector
- VFO scan for all frequencies over the COM band and memory channel scan for tagged channels
- NOAA Weather channels (USA version only)
- Optional waterproof speaker microphone, HM-240
- Low battery indication
- 121.5 MHz emergency key
- Duplex function to call a flight service station while receiving on a VOR frequency (USA version only)



LCD and keypad backlight

IP67 waterproofing

1500 mW powerful audio

Supplied accessories: (\* Not supplied or may differ, depending on the radio version.)

• BP-280 battery pack

• BC-213 rapid charger\*

• BC-242 AC adapter for BC-213\*

• FA-B02AR antenna

• MB-133 belt clip

• Hand strap



# High-Quality Panel Mount Radio with TSO Certification



IC-A220 TSO version

- TSO certified to be used as a primary VHF radio in general aviation (Part 23) aircraft (Certified TSO C128a and C169a)
- The IC-A220 TSO version is also accepted as an ETSO radio under the TSO/ETSO reciprocal acceptance policy
- High visibility OLED (Organic Light Emitting Diode) screen
- Easy channel selection with large “Flip-Flop” arrow button
- Auto squelch function and quick squelch adjustment
- Quick squelch adjustment with the Volume knob
- Auto dimmer function and external dimmer control
- Intercom function

## VHF AIR BAND TRANSCEIVER

IC-A220 TSO version



### And more

- 8.33 kHz/25 kHz channel spacing with the mixed selection function
- Remote control capability via the rear panel connector
- 9 V power supply operation
- 20 memory channels and 20 history memory channels
- Dualwatch and priority watch functions
- One touch access to 121.5 MHz emergency frequency
- Side tone function
- ANL (Automatic Noise Limiter) function reduces pulse type noise
- Time-out-timer
- D-SUB 25-pin connector and MIL-Spec M39029/63-368 compliant socket pins
- Two types of menu mode; settings menu and configuration menu
- Both 13.8 V and 27.5 V electrical systems compatible
- NOAA weather channel receive
- 8 W carrier power

\* For more details, see the Environmental Qualification Form at [www.icomamerica.com](http://www.icomamerica.com). The IC-A220 TSO version is manufactured and serviced by Icom America Inc. All repairs or adjustment information will be provided from Icom America. (<http://www.icomamerica.com>)

Supplied accessory: Mounting bracket kit

# Ideal Communication Tool for Your Experimental/Light Sport Aircraft or Ground Use



IC-A220

- High visibility OLED (Organic Light Emitting Diode) screen
- GPS memory function\* for transmitting frequency data of nearby airports \* External GPS receiver required.
- Easy channel selection with large “Flip-Flop” arrow button
- Auto squelch function and quick squelch adjustment
- Auto dimmer function and external dimmer control
- Intercom function
- Optional PS-80 power supply for desktop use

## VHF AIR BAND TRANSCEIVER

IC-A220

For USA

### And more

- 8.33 kHz/25 kHz channel spacing with the mixed selection function
- Remote control capability through a rear panel connector
- 20 memory channels and 20 history memory channels
- Dualwatch and priority watch functions
- One touch access to 121.5 MHz emergency frequency
- Side tone function for monitoring your voice with a headset
- ANL (Automatic Noise Limiter) function reduces pulse type noise
- PC programming capability
- Dial lock and panel lock
- Time-out-timer
- D-SUB 25-pin connector and MIL-spec M39029/63-368 compliant socket pins
- Two types of menu mode; settings menu and configuration menu
- Both 13.8 V and 27.5 V electrical systems compatible
- NOAA weather channel receive
- 8 W carrier power

Supplied accessory: Mounting bracket kit

# Stay Connected with Various Airport Systems



IC-A210E

- High visibility OLED (Organic Light Emitting Diode) screen
- GPS memory function\* for transmitting frequency data of nearby airports \* External GPS receiver required.
- Easy channel selection with large “Flip-Flop” arrow button
- Auto dimmer function
- Intercom function
- Easy installation with two types of rear-panel adapters

## VHF AIR BAND TRANSCEIVER

IC-A210E

For EUR

### And more

- 8.33 kHz/25 kHz channel spacing with the mixed selection function
- Remote control capability via the rear panel connector
- 10 regular memory channels with a 6-character channel name
- 200 group memory channels (20 Chx10 banks) with a channel tag
- One touch access to 121.5 MHz emergency frequency
- Side tone function for monitoring your voice with headset
- ANL (Automatic Noise Limiter) function reduces pulse type noise
- Time-out-timer
- PC programming capability
- Squelch test function
- Dualwatch and priority watch functions
- Both 13.8 V and 27.5 V electrical systems compatible
- 6 W typ. carrier power
- Dial lock and panel lock

Supplied accessories: (\* Not supplied, depending on the radio version.)

- Mounting bracket kit
- MB-113 rear panel adapter\*

# Enhanced Ground Crew Communications



IC-A120

- Full dot-matrix display, simple operation
- Optional Bluetooth® headset connectivity
- Active Noise Cancelling (ANC) for background noise reduction
- IP54 dust-protection and water resistance
- ON-hook scan function
- Optional speaker-microphone, HM-217 with two programmable buttons

## VHF AIR BAND TRANSCEIVERS

IC-A120

For USA/EXP

IC-A120E

For EUR



### And more

- Dualwatch and priority scan functions
- Side tone function enables you to hear your own voice via a third party aviation headset
- A total of 200 memory channels with 12-character channel names
- Both 13.8 V and 27.5 V electrical system compatible
- 8.33 kHz and 25 kHz channel spacing (depending on version)
- 36 W (PEP) RF output power
- Power on password protection
- PC programming capability
- CI-V Commands for external control
- VE-PG4 RoIP gateway for interconnect with other radio devices
- Compliant with European E-marking for installation in vehicles (IC-A120E)

Supplied accessories:

- HM-216 hand microphone
- DC power cable
- Mounting bracket kit
- Microphone hanger kit
- Fuses







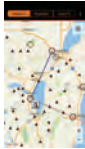
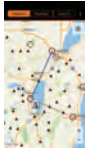

OPTIONS FOR HANDHELD TRANSCEIVERS

	BATTERY PACKS				BATTERY CASE	CHARGERS		MULTI-CHARGER	AC ADAPTER
MODEL NAME	BP-288 Li-Ion: 7.2 V/2200 mAh (min.) 2350 mAh (typ.) 	BP-278 Li-Ion: 7.2 V/1130 mAh (min.) 1190 mAh (typ.) 	BP-279 Li-Ion: 7.2 V/1485 mAh (min.) 1570 mAh (typ.) 	BP-280 Li-Ion: 7.2 V/2280 mAh (min.) 2400 mAh (typ.) 	BP-289 LR6 (AA) x 6 cells 	BC-224 Rapid charger 	BC-213 Rapid charger 	BC-214N Rapid multi-charger 	BC-123S*2 12 V/1 A BC-242 12 V/1 A  <small>(Photo shows BC-242)</small>
IC-A25N/A25NE IC-A25C/A25CE	✓				✓	✓			✓ <small>(Use BC-123S with BC-224)</small>
IC-A16/A16E		✓	✓	✓			✓	✓*1	✓ <small>(Use with BC-213)</small>

\*1 AD-130 charger adapter is supplied with the BC-214N, depending on the charger version.  
\*2 BC-123SA for USA plug. SE for Europe plug. SV for Australia plug. UK for UK plug.

	AC ADAPTER	DC POWER CABLES		CIGARETTE LIGHTER CABLES		SPEAKER MICROPHONES		HEADSET ADAPTERS	Bluetooth® HEADSET
MODEL NAME	BC-157S 12 V/7.5 A 	OPC-515L 	OPC-656 	CP-20 	CP-23L 	HM-231 Waterproof 	HM-240 Waterproof 	OPC-2379 OPC-2401  <small>(Photo shows OPC-2379)</small>	VS-3 The side tone function is available. 
IC-A25N/A25NE IC-A25C/A25CE				✓		✓		✓ <small>(OPC-2379)</small>	✓
IC-A16/A16E	✓ <small>(Use with BC-214N)</small>	✓ <small>(Use with BC-213)</small>	✓ <small>(Use with BC-214N)</small>		✓ <small>(Use with BC-213)</small>		✓	✓ <small>(OPC-2401)</small>	✓*3

\*3 For the versions with built-in Bluetooth®.

	BELT CLIP	LEATHER BELT HANGERS				CHARGER BRACKET	ANTENNA	APPLICATION	PROGRAMMING CABLES	PROGRAMMING SOFTWARE
MODEL NAME	MB-133 	MB-96F Fixed type 	MB-96FL Long type 	MB-96N Swivel type 				RS-AERO11 iOS™ app 	OPC-478UD USB type OPC-2144 Plug adapter cable  <small>(Photo shows OPC-478UD)</small>	CS-A25 CS-A16 For Windows® PC
IC-A25N/A25NE IC-A25C/A25CE	✓	✓ <small>(Use with MB-133)</small>	✓ <small>(Use with MB-133)</small>	✓		✓	✓	✓ <small>(IC-A25N/A25NE)</small>	✓ <small>(OPC-478UD+OPC-2144)</small>	✓ <small>(CS-A25)</small>
IC-A16/A16E	✓	✓ <small>(Use with MB-133)</small>	✓ <small>(Use with MB-133)</small>	✓	✓ <small>(Use with BC-213)</small>	✓			✓ <small>(OPC-478UC-1)</small>	✓ <small>(CS-A16)</small>

RS-AERO11 Flight Planning Software  
(Free Download iOS™ Application from App Store)

Using the RS-AERO11 (iOS™) application, you can make flight plans on an iOS device and import the plan into the IC-A25N/A25NE via Bluetooth®. The following four functions are available:

1. Create a flight plan

You can make flight plans on an iOS device by using preprogrammed waypoints.

2. Set Direct-To NAV

You can select a point on the map and export it to the IC-A25N/NE for Direct-To NAV.

3. Display flight plan information

A flight plan in the IC-A25N/NE can be displayed on an iOS device.

4. Display waypoint information

Preprogrammed waypoints can be exported to an iOS device and plotted on an map application.
















App Store  
RS-AERO11





RS-AERO11 map screen example  
©2017 Google-Map data /©2017 Google

OPTIONS FOR PANEL MOUNT AND MOBILE TRANSCEIVERS

	HAND MICROPHONES			Bluetooth® HEADSET	Bluetooth® UNIT	HEADSET ADAPTER	REAR PANEL ADAPTERS	
MODEL NAME	HM-176 Same as supplied with PS-80 and MB-53. 	HM-216 	HM-217 Speaker-microphone 	VS-3 	UT-133A 	OPC-871A 	MBA-3 Card edge connector for use with PS-80. 	MB-113 For D-sub 15-pin connection system 
IC-A220 TSO version								
IC-A220	✓ <small>(Use with PS-80/MB-53)</small>						✓	
IC-A210E	✓ <small>(Use with MB-53)</small>							✓
IC-A120/A120E		✓	✓	✓ <small>(Use with UT-133A)</small>	✓	✓		

	EXTERNAL SPEAKER	MOUNTING BRACKET	DC POWER SUPPLY	RoIP GATEWAY	CONNECTION CABLE
MODEL NAME	SP-35 	MB-53 	PS-80 	VE-PG4 	OPC-2275 For connection with VE-PG4, 5m; 16.4ft 
IC-A220 TSO version					
IC-A220	✓	✓	✓		
IC-A210E		✓			
IC-A120/A120E				✓	✓

	PROGRAMMING CABLES		PROGRAMMING SOFTWARE
MODEL NAME	OPC-1529R RS-232 cable 	OPC-478UD USB type OPC-592 Adapter cable  <small>(Photo shows OPC-478UD)</small>	CS-A220 CS-A210 CS-A120 For Windows® PC
IC-A220 TSO version			
IC-A220	✓ <small>(OPC-1529R)</small>		✓ <small>(CS-A220)</small>
IC-A210E	✓ <small>(OPC-1529R)</small>		✓ <small>(CS-A210)</small>
IC-A120/A120E		✓ <small>(OPC-478UD+OPC-592)</small>	✓ <small>(CS-A120)</small>

☑ :Applicable    ☐ :Not applicable

Some options may not be available in some countries, or unavailable due to no T/A. Please ask your dealer for details.